

ภาคผนวกที่ 5

เอกสารสอบเทียบเครื่องมือ

List of Instruments Certification for Air & Noise Quality Analysis

No.	Instrument/Equipment	Parameter	Manufacturer	Model/Serial No.	Calibrator	Certification No.	Date of Calibration	Due date of Calibration	Remark
Ambient									
1	Orifice Transfer Standard Calibrator	Total Suspended Particulate (TSP) Particulate Matter < 10 µm (PM ₁₀)	Tisch Environmental, Inc.	TE-5025A 3393	Tisch Environmental, Inc.	27072020	27 Jul 20	26 Jul 22	-
2	Aneroid Barometer	Total Suspended Particulate (TSP) Particulate Matter < 10 µm (PM ₁₀)	Barigo, Germany	-	Technology Promotion Association (Thailand-Japan)	21P2502	21 Jul 21	20 Jul 22	-
3	Dial Thermo-Hygrometer	Total Suspended Particulate (TSP) Particulate Matter < 10 µm (PM ₁₀)	Barigo, Germany	-	Technology Promotion Association (Thailand-Japan)	22H770	5 Apr 22	4 Apr 23	-
4	Nitrogen Dioxide Analyzer	Nitrogen Dioxide	Thermo Scientific	42i 1201778108	UAE Consultant Co., Ltd.	08122021	8 Dec 21	7 Dec 22	-
5	Nitrogen Dioxide Analyzer	Nitrogen Dioxide	Thermo Scientific	42i 1201778109	UAE Consultant Co., Ltd.	08122021	8 Dec 21	7 Dec 22	-
6	Nitrogen Dioxide Analyzer	Nitrogen Dioxide	Thermo Scientific	42i 1201778110	UAE Consultant Co., Ltd.	08122021	8 Dec 21	7 Dec 22	-
7	Standard Gases (Mixture)	Nitrogen Dioxide	Airgas	EB0143262 2015PSIG	Airgas an Air Liquide company	E04NI99E15A01D3	21 Jun 21	21 Jun 24	-
8	Carbon Monoxide Analyzer	Carbon Monoxide	Thermo	48i 1201778117	UAE Consultant Co., Ltd.	21122021	21 Dec 21	20 Dec 22	-
9	Carbon Monoxide Analyzer	Carbon Monoxide	Thermo	48i 1201778118	UAE Consultant Co., Ltd.	21122021	21 Dec 21	20 Dec 22	-
10	Carbon Monoxide Analyzer	Carbon Monoxide	Thermo	48i 1201778119	UAE Consultant Co., Ltd.	21122021	21 Dec 21	20 Dec 22	-
11	Standard Gases (Mixture)	Carbon Monoxide	Airgas	EB0143262 2015PSIG	Airgas an Air Liquide company	E04NI99E15A01D3	21 Jun 21	21 Jun 24	-



Certificate of Calibration

Calibration Certification Information

Cal. Date: July 27, 2020

Rootsmeter S/N: 438320

Ta: 298 °K

Operator: Jim Tisch

Pa: 749.3 mm Hg

Calibration Model #: TE-5025A

Calibrator S/N: 3393

Run	Vol. Init (m3)	Vol. Final (m3)	ΔVol. (m3)	ΔTime (min)	ΔP (mm Hg)	ΔH (in H2O)
1	1	2	1	1.3980	3.2	2.00
2	3	4	1	0.9960	6.3	4.00
3	5	6	1	0.8860	7.8	5.00
4	7	8	1	0.8430	8.7	5.50
5	9	10	1	0.7000	12.7	8.00

Data Tabulation

Vstd (m3)	Qstd (x-axis)	$\sqrt{\Delta H \left(\frac{Pa}{Pstd} \right) \left(\frac{Tstd}{Ta} \right)}$ (y-axis)	Va	Qa (x-axis)	$\sqrt{\Delta H \left(\frac{Ta}{Pa} \right)}$ (y-axis)
0.9817	0.7022	1.4042	0.9957	0.7123	0.8919
0.9776	0.9816	1.9859	0.9916	0.9956	1.2613
0.9757	1.1012	2.2203	0.9896	1.1169	1.4101
0.9745	1.1560	2.3286	0.9884	1.1725	1.4790
0.9692	1.3846	2.8084	0.9831	1.4044	1.7837
QSTD	m=	2.05151	QA	m=	1.28462
	b=	-0.03558		b=	-0.02260
	r=	0.99994		r=	0.99994

Calculations

Vstd=	$\Delta Vol((Pa-\Delta P)/Pstd)(Tstd/Ta)$	Va=	$\Delta Vol((Pa-\Delta P)/Pa)$
Qstd=	Vstd/ΔTime	Qa=	Va/ΔTime
For subsequent flow rate calculations:			
Qstd=	$1/m \left(\left(\sqrt{\Delta H \left(\frac{Pa}{Pstd} \right) \left(\frac{Tstd}{Ta} \right)} \right) - b \right)$	Qa=	$1/m \left(\left(\sqrt{\Delta H \left(\frac{Ta}{Pa} \right)} \right) - b \right)$

Standard Conditions

Tstd: 298.15 °K

Pstd: 760 mm Hg

Key

ΔH: calibrator manometer reading (in H2O)

ΔP: rootsmeter manometer reading (mm Hg)

Ta: actual absolute temperature (°K)

Pa: actual barometric pressure (mm Hg)

b: intercept

m: slope

RECALIBRATION

US EPA recommends annual recalibration per 1998 40 Code of Federal Regulations Part 50 to 51, Appendix B to Part 50, Reference Method for the Determination of Suspended Particulate Matter in the Atmosphere, 9.2.17, page 30



TECHNOLOGY PROMOTION ASSOCIATION (THAILAND-JAPAN)
CORPORATE SERVICES 3: EQUIPMENT CALIBRATION AND TESTING SERVICES
534/4 PATTANAKARN ROAD SOI 18, SUANLUANG, SUANLUANG, BANGKOK 10250
TEL. 0-2717-3000-24 FAX. 0-2719-9484



Certificate of Calibration

Certificate No. : 21P2502

Page : 1 of 2

Equipment : Aneroid Barometer

Manufacturer: Barigo

Model : -

Serial No.: -

ID No.: UAE.ANV.151/2550

Condition As-Received: Used Item

Received Date: 20 July 2021

Calibration Date: 21 July 2021

Reference: 2107-0570WSC

Ambient Temperature: (23 ± 2) °C

Relative Humidity: (50 ± 15) %

Atmospheric Pressure: 1009 mbar

Submitted by: United Analyst and Engineering Consultant Co.,Ltd.

81 Soi Udomsuk 41, Sukhumvit Road, Bangchak,
Phrakhanong, Bangkok 10260

Procedure used: The calibration was conducted by direct comparison method against Pressure Measuring Instruments Standard according to in-house calibration procedure CP-P10, using " DKD-R 6-1 ; Calibration of Pressure Gauges, Edition 03/2014 " as a guidelines.

Condition of this result of calibration

1.Reference standards instruments :

<u>Instrument</u>	<u>Model</u>	<u>Serial No.</u>	<u>Certificate No.</u>	<u>Due Date</u>
1) Standard Barometer	DPI142	1422505046	MP-0053-21	08 Apr 2022

2.This instrument was installed in vertical orientation and center of the dial was used as the reference level.

3.This result of calibration was made on requested at the point specified by customer.

4.This instrument was used clean air as pressure media.

5.The certificate is valid only to the item calibrated on date and place of calibration.

6.This Certification is traceable to the International System of Unit maintained at:-

-National Institute of Metrology Thailand (NIMT)

Calibrated by : Suwit Aussarree

Issue Date : 22 July 2021

Approved Signatory : _____

[] Phalinee Prabpaipal

[] Sura Suwannasri

[x] Attapol Panurach

เอกสารไม่ควบคุม

B 0264465



Cert.No.: 21P2502

Page: 2 of 2

Result of calibration:- Without adjustment

Range : 960 hPa to 1030 hPa

Function:- Absolute Pressure Measurement

Scale Interval : 1 hPa(The Fifth Estimate)

Increasing Pressure

Applied Pressure (hPa)	959.18	970.39	980.57	990.77	1000.79	1010.71	1020.54	1030.39
UUC* Indication (hPa)	960.0	970.0	980.0	990.0	1000.0	1010.0	1020.0	1030.0
Error (hPa)	0.82	-0.39	-0.57	-0.77	-0.79	-0.71	-0.54	-0.39

Decreasing Pressure

Applied Pressure (hPa)	1030.46	1020.42	1010.54	1000.67	990.64	980.74	970.54	959.39
UUC* Indication (hPa)	1030.0	1020.0	1010.0	1000.0	990.0	980.0	970.0	960.0
Error (hPa)	-0.46	-0.42	-0.54	-0.67	-0.64	-0.74	-0.54	0.61

The uncertainty of measurement was ± 0.30 hPa

* UUC = Unit Under Calibration

The reported uncertainty of measurement was based on a standard uncertainty multiplied by a coverage factor $k = 2$, providing a level of confidence of approximately 95 %.

-o0o-

เอกสารไม่ควบคุม

a 1062241



TECHNOLOGY PROMOTION ASSOCIATION (THAILAND-JAPAN)
CORPORATE SERVICES 3: EQUIPMENT CALIBRATION AND TESTING SERVICES
534/4 PATTANAKARN ROAD SOI 18, SUANLUANG, SUANLUANG, BANGKOK 10250
TEL. 0-2717-3000-24 FAX. 0-2719-9484



Certificate of Calibration

Certificate No. : 22H770

Page : 1 of 2

Equipment : Dial Thermo-Hygrometer

Manufacturer: Barigo

Model : -

Serial No.: -

ID No.: UAE.ANV.003/2545

Condition As-Received: Used Item

Received Date: 30 March 2022

Calibration Date: 01 April 2022
to 05 April 2022

Reference: 2203-1124WSC

Ambient Temperature: (25 ± 3) °C

Relative Humidity: (50 ± 20) %

This certificate may not be reproduced other than in full,
except with the prior written approval of the head of
Corporate Services 3: Equipment Calibration and Testing Services.

Submitted by: United Analyst and Engineering Consultant Co.,Ltd.

81 Soi Udomsuk 41, Sukhumvit Road, Bangchak,
Phrakhanong, Bangkok 10260

Procedure used: Calibration were conducted using in-house calibration procedure CP-H02 according to comparison with standard chilled mirror sensor for humidity measurement function and comparison with standard temperature probe for temperature measurement function into humidity / temperature chamber.

Condition of this result of calibration

1.Reference standards instruments :

<u>Instrument</u>	<u>Model</u>	<u>Serial No.</u>	<u>Certificate No.</u>	<u>Due Date</u>
1) Standard Chilled Mirror Hygrometer Sensor	Dew Prime II	31863	19714	17 Sep 2022
2) Standard Humidity/Temperature Meter	400	10203027	TH-0063-21	01 Jul 2022

2.The certificate is valid only to the item calibrated on date and place of calibration.

3.This Certification is traceable to the International System of Unit maintained at:-

- National Institute of Standards and Technology (NIST) , The United States of America
- National Institute of Metrology Thailand (NIMT)

Calibrated by : Somchai Dumwor
Issue Date : 08 April 2022

Approved Signatory :

[✓] Chakrit Wa
[] Pornthippa Tameyakul
[] Viporn Tantiyawutti

เอกสารไม่ควบคุม

B 0285422



Cert. No.: 22H770

Page.: 2 of 2

Result of Calibration:-

Without Adjustment

Function:

Humidity measurement.

<u>Reference</u> <u>Temperature</u> (°C)	<u>Standard</u> <u>Humidity</u> (%R.H.)	<u>UUC*</u> <u>Reading</u> (%R.H.)	<u>Error</u> (%R.H.)	<u>Uncertainty</u> <u>of Measurement</u> (±%R.H.)
25.0	40.1	56.0	15.9	1.5
25.0	60.0	60.5	0.5	1.7
25.0	80.0	63.0	-17.0	1.7

Result of Calibration:-

Without Adjustment

Function:

Temperature measurement.

<u>Standard</u> <u>Temperature</u> (°C)	<u>UUC*</u> <u>Reading</u> (°C)	<u>Error</u> (°C)	<u>Uncertainty</u> <u>of Measurement</u> (±°C)
20.02	20.0	-0.02	0.72
29.98	30.0	0.02	0.72
35.02	35.5	0.48	0.72
40.03	41.0	0.97	0.72

UUC* : Unit Under Calibration

The reported uncertainty of measurement was base on standard uncertainty multiplied by coverage factor $k = 2.00$, providing confidence level approximately 95%.

-o0o-

เอกสารไม่ควบคุม

a 1104142

MULTI-POINT GAS TEST REPORT

Test Date : Dec 8, 2021

Equipment : Gas Analyzer (NO₂)

Model : 42i

Manufacturer : Thermo Scientific

Serial Number : 1201778108

Standard Gas Concentration

Sulphur Dioxide (SO ₂)	44.75
Nitric Oxide (NO)	45.35
Methane (CH ₄)	-
Carbon Monoxide (CO)	1007
Cylinder No. :	CC159599
Expiration Date :	Jul 30, 2022

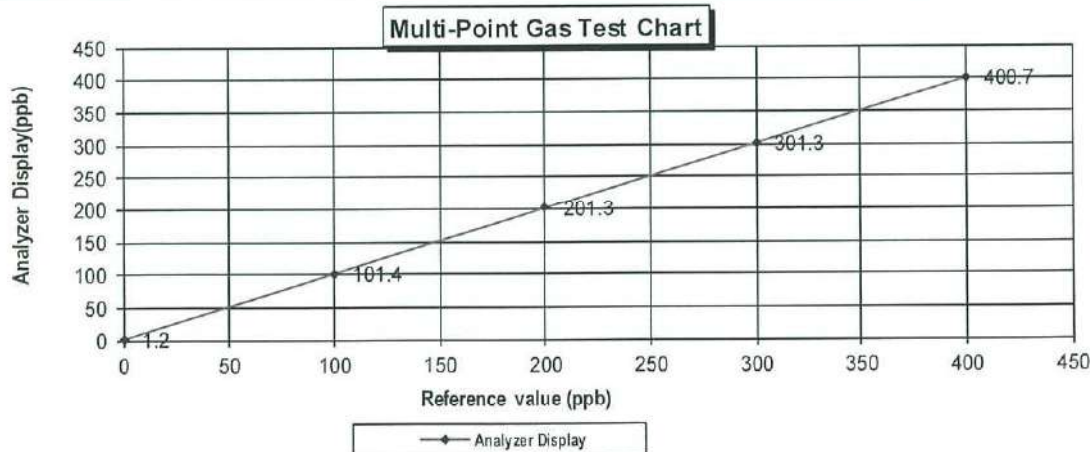
Dilutor Detail

Manufacturer :	Thermo Scientific
Model :	146i
Serial Number :	1180540071

Multi-point gas test data

	Reference Value (ppb)		Analyzer Display (ppb)	Difference Error	Percent Error	[% Error]
Level 1	Zero	0.0	1.2	1.20	1.20	1.20
Level 2	20.00%	100.0	101.4	1.40	1.38	1.38
Level 3	40.00%	200.0	201.3	1.30	0.65	0.65
Level 4	60.00%	300.0	301.3	1.30	0.43	0.43
Level 5	80.00%	400.0	400.7	0.70	0.17	0.17
Remark : Measuring Range 500.0 ppb				Average Difference (%)		0.77

:Acceptable Limit $\pm 5\%$



.....
...../...../.....
.....

.....
...../...../.....
.....

MULTI-POINT GAS TEST REPORT

Test Date : Dec 8, 2021

Equipment : Gas Analyzer (NO₂)

Model : 42i

Manufacturer : Thermo Scientific

Serial Number : 1201778109

Standard Gas Concentration

Sulphur Dioxide (SO ₂)	44.75
Nitric Oxide (NO)	45.35
Methane (CH ₄)	-
Carbon Monoxide (CO)	1007
Cylinder No. :	CC159599
Expiration Date :	Jul 30, 2022

Dilutor Detail

Manufacturer :	Thermo Scientific
Model :	146i
Serial Number :	1180540071

Multi-point gas test data

	Reference Value (ppb)		Analyzer Display (ppb)	Difference Error	Percent Error	[% Error]
Level 1	Zero	0.0	1.1	1.10	1.10	1.10
Level 2	20.00%	100.0	100.7	0.70	0.70	0.70
Level 3	40.00%	200.0	200.5	0.50	0.25	0.25
Level 4	60.00%	300.0	300.3	0.30	0.10	0.10
Level 5	80.00%	400.0	400.7	0.70	0.17	0.17

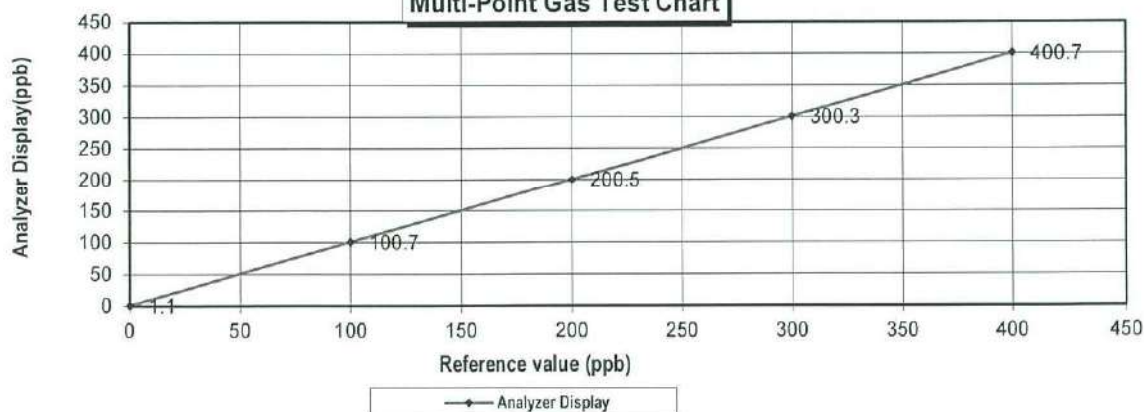
Remark : Measuring Range 500.0 ppb

:Acceptable Limit $\pm 5\%$

Average Difference (%)

0.46

Multi-Point Gas Test Chart



Calculate by

.....
8 / 12 / 21

Approve by

.....
8 / Dec / 2021

MULTI-POINT GAS TEST REPORT

Test Date : Dec 8, 2021

Equipment : Gas Analyzer (NO₂)

Model : 42i

Manufacturer : Thermo Scientific

Serial Number : 1201778110

Standard Gas Concentration

Sulphur Dioxide (SO ₂)	44.75
Nitric Oxide (NO)	45.35
Methane (CH ₄)	-
Carbon Monoxide (CO)	1007
Cylinder No. :	CC159599
Expiration Date :	Jul 30, 2022

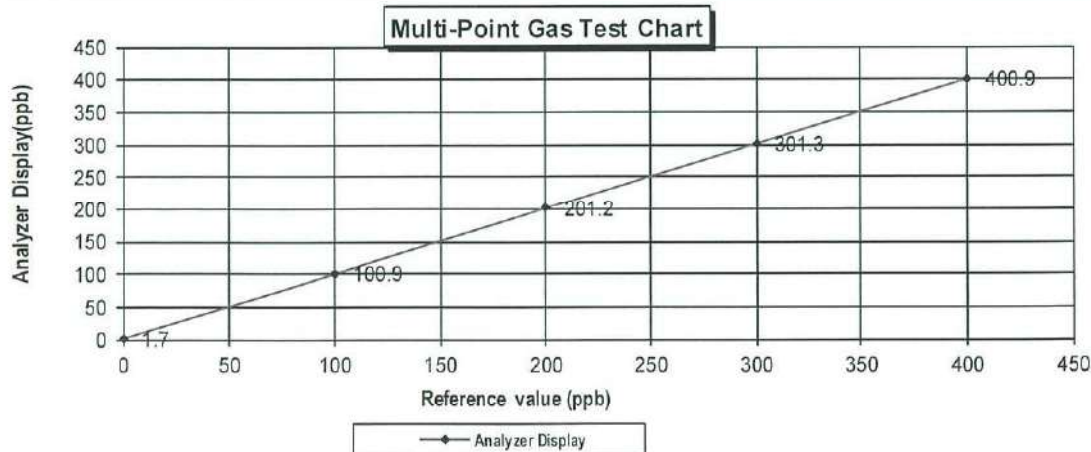
Dilutor Detail

Manufacturer :	Thermo Scientific
Model :	146i
Serial Number :	1180540071

Multi-point gas test data

	Reference Value (ppb)		Analyzer Display (ppb)	Difference Error	Percent Error	[% Error]
Level 1	Zero	0.0	1.7	1.70	1.70	1.70
Level 2	20.00%	100.0	100.9	0.90	0.89	0.89
Level 3	40.00%	200.0	201.2	1.20	0.60	0.60
Level 4	60.00%	300.0	301.3	1.30	0.43	0.43
Level 5	80.00%	400.0	400.9	0.90	0.22	0.22
Remark : Measuring Range 500.0 ppb				Average Difference (%)		0.77

:Acceptable Limit $\pm 5\%$



Calculate by

.....
0 / 12 / 24
.....

Approve by

.....
8, Dec, 2021
.....

CERTIFICATE OF ANALYSIS

Grade of Product: EPA Protocol

Part Number:	E04NI99E15A01D3	Reference Number:	122-402135167-1
Cylinder Number:	EB0143262	Cylinder Volume:	144.4 CF
Laboratory:	124 - Durham (SAP) - NC	Cylinder Pressure:	2015 PSIG
PGVP Number:	B22021	Valve Outlet:	660
Gas Code:	CO,NO,NOX,SO2,BALN	Certification Date:	Jun 21, 2021

Expiration Date: Jun 21, 2024

Certification performed in accordance with "EPA Traceability Protocol for Assay and Certification of Gaseous Calibration Standards (May 2012)" document EPA 600/R-12/531, using the assay procedures listed. Analytical Methodology does not require correction for analytical interference. This cylinder has a total analytical uncertainty as stated below with a confidence level of 95%. There are no significant impurities which affect the use of this calibration mixture. All concentrations are on a mole/mole basis unless otherwise noted.

Do Not Use This Cylinder below 100 psig, i.e. 0.7 megapascals.

ANALYTICAL RESULTS					
Component	Requested Concentration	Actual Concentration	Protocol Method	Total Relative Uncertainty	Assay Dates
NOX	45.00 PPM	45.96 PPM	G1	+/- 1.4% NIST Traceable	06/14/2021, 06/21/2021
NITRIC OXIDE	45.00 PPM	45.94 PPM	G1	+/- 1.4% NIST Traceable	06/14/2021, 06/21/2021
SULFUR DIOXIDE	45.00 PPM	44.68 PPM	G1	+/- 1.0% NIST Traceable	06/14/2021, 06/21/2021
CARBON MONOXIDE	1000 PPM	984.8 PPM	G1	+/- 0.7% NIST Traceable	06/14/2021
NITROGEN	Balance				

CALIBRATION STANDARDS					
Type	Lot ID	Cylinder No	Concentration	Uncertainty	Expiration Date
NTRM	20081120	CC708068	49.82 PPM NITRIC OXIDE/NITROGEN	+/- 1.0%	Feb 02, 2025
PRM	12386	D885025	9.91 PPM NITROGEN DIOXIDE/AIR	+/- 2.0%	Feb 20, 2020
GMIS	401423838102	CC505581	4.348 PPM NITROGEN DIOXIDE/NITROGEN	+/- 2.1	Feb 18, 2023
NTRM	16011043	CC473277	49.02 PPM SULFUR DIOXIDE/NITROGEN	+/- 0.8%	Jun 17, 2022
NTRM	14060119	CC434277	990.9 PPM CARBON MONOXIDE/NITROGEN	+/-0.6%	Nov 15, 2025

The SRM, PRM or RGM noted above is only in reference to the GMIS used in the assay and not part of the analysis.

ANALYTICAL EQUIPMENT		
Instrument/Make/Model	Analytical Principle	Last Multipoint Calibration
Nicolet 6700 AHR0801333 CO	FTIR	Jun 03, 2021
Nicolet 6700 AHR0801333 NO	FTIR	Jun 03, 2021
Nicolet 6700 AHR0801333 NO2	FTIR	Jun 03, 2021
Nicolet 6700 AHR0801333 SO2	FTIR	Jun 03, 2021

Triad Data Available Upon Request

NOTES:PO #5221002807

GROSS WT: 28.40kg

NET WT: 4.73kg



The analytical test results reported on this certificate relate only to the cylinder number specified above. This concludes the test report.

Approved for Release



CERT 3082.01

เอกสารไม่ควบคุม



UNITED ANALYST AND ENGINEERING
CONSULTANT COMPANY LIMITED

United Analyst and Engineering Consultant Co., Ltd.

3 Soi Udomsuk 41, Sukhumvit Road, Bangchak, Phrakhanong, Bangkok 10260

Tel. 0 2763 2828 Fax 0 2763 2800 www.uaeconsultant.com E-mail: uae@uaeconsultant.com

MULTI-POINT GAS TEST REPORT

Test Date : Dec 21, 2021

Equipment : Gas Analyzer (CO) Model : 48i
Manufacturer : Thermo Scientific Serial Number : 1201778117

Standard Gas Concentration

Sulphur Dioxide (SO₂) 44.75 PPM
Nitric Oxide (NO) 45.35 PPM
Methane (CH₄) - PPM
Carbon Monoxide (CO) 1007 PPM
Cylinder No. : CC159599
Expiration Date : Jul 30, 2022

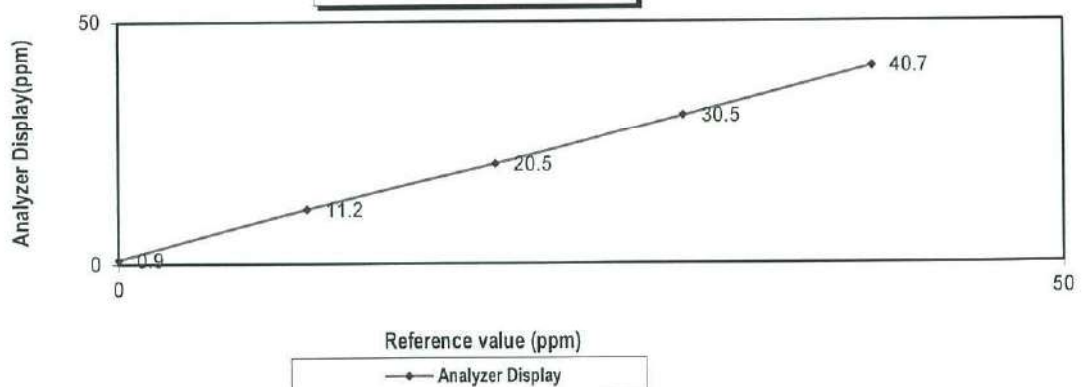
Dilutor Detail

Manufacturer : Thermo Scientific
Model : 146i
Serial Number : 1180540071

Multi-point gas test data

Reference Value (ppm)			Analyzer Display (ppm)	Difference Error	Percent Error	[% Error]
Level 1	Zero	0.0	0.9	0.9	0.9	0.9
Level 2	20.00%	10.0	11.2	1.2	10.7	10.7
Level 3	40.00%	20.0	20.5	0.5	2.4	2.4
Level 4	60.00%	30.0	30.5	0.5	1.6	1.6
Level 5	80.00%	40.0	40.7	0.7	1.7	1.7
Remark : Measuring Range 50.0 ppm			Average Difference (%)		3.48	

Multi-Point Gas Test Chart



21, 12, 64

21, Dec, 2021

MULTI-POINT GAS TEST REPORT

Test Date : Dec 21, 2021

Equipment : Gas Analyzer (CO)

Model : 48i

Manufacturer : Thermo Scientific

Serial Number : 1201778118

Standard Gas Concentration

Sulphur Dioxide (SO₂) 44.75

Nitric Oxide (NO) 45.35

Methane (CH₄) -

Carbon Monoxide (CO) 1007

Cylinder No. : CC159599

Expiration Date : Jul 30, 2022

Dilutor Detail

Manufacturer : Thermo Scientific

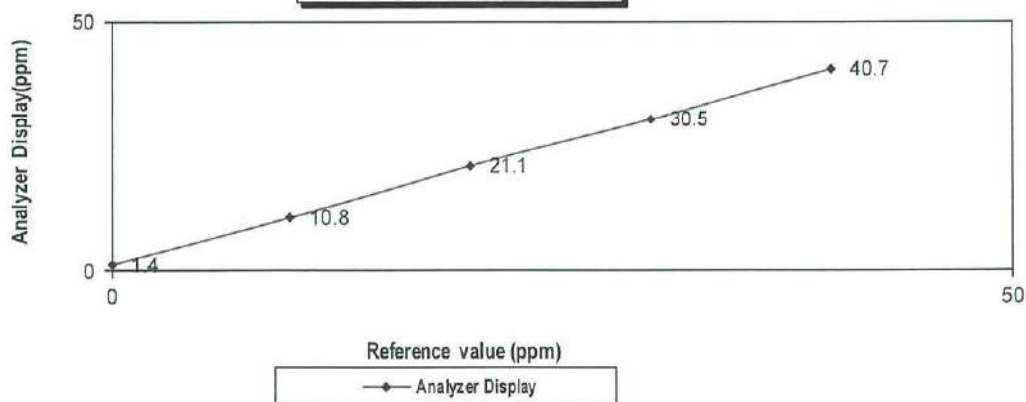
Model : 146i

Serial Number : 1180540071

Multi-point gas test data

Reference Value (ppm)			Analyzer Display (ppm)	Difference Error	Percent Error	[% Error]
Level 1	Zero	0.0	1.4	1.4	1.4	1.4
Level 2	20.00%	10.0	10.8	0.8	7.4	7.4
Level 3	40.00%	20.0	21.1	1.1	5.2	5.2
Level 4	60.00%	30.0	30.5	0.5	1.6	1.6
Level 5	80.00%	40.0	40.7	0.7	1.7	1.7
Remark : Measuring Range			50.0 ppm	Average Difference (%)		3.48

Multi-Point Gas Test Chart



[Redacted Signature]

21/12/21

[Redacted Signature]

21/Dec/2021

MULTI-POINT GAS TEST REPORT

Test Date : Dec 21, 2021

Equipment : Gas Analyzer (CO)

Model : 48i

Manufacturer : Thermo Scientific

Serial Number : 1201778119

Standard Gas Concentration

Sulphur Dioxide (SO ₂)	44.75	PPM
Nitric Oxide (NO)	45.35	PPM
Methane (CH ₄)	-	PPM
Carbon Monoxide (CO)	1007	PPM
Cylinder No. :	CC159599	
Expiration Date :	Jul 30, 2022	

Dilutor Detail

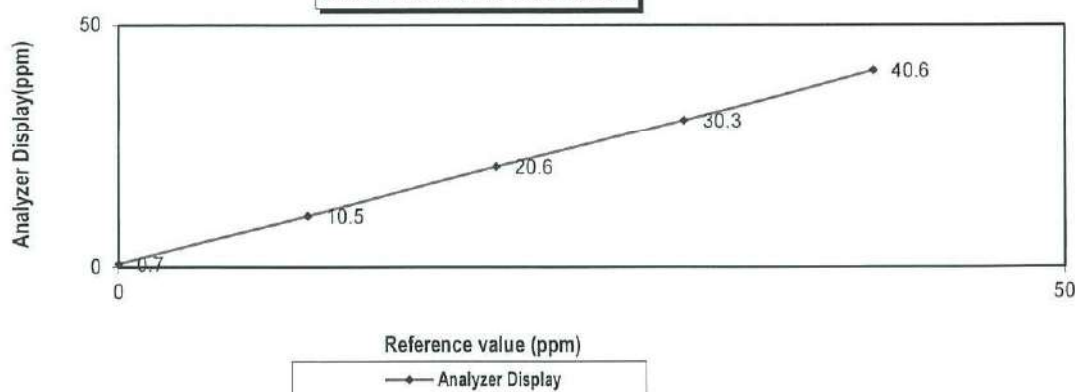
Manufacturer :	Thermo Scientific
Model :	146i
Serial Number :	1180540071

Multi-point gas test data

	Reference Value (ppm)		Analyzer Display (ppm)	Difference Error	Percent Error	[% Error]
Level 1	Zero	0.0	0.7	0.7	0.7	0.7
Level 2	20.00%	10.0	10.5	0.5	4.8	4.8
Level 3	40.00%	20.0	20.6	0.6	2.9	2.9
Level 4	60.00%	30.0	30.3	0.3	1.0	1.0
Level 5	80.00%	40.0	40.6	0.6	1.5	1.5
Remark : Measuring Range			50.0 ppm	Average Difference (%)		2.17

:Acceptable Limit $\pm 5\%$

Multi-Point Gas Test Chart



[Redacted Signature]

21, 12, 21

[Redacted Signature]

21, Dec, 2021

List of Instruments Certification for Air & Noise Quality Analysis

No.	Instrument/Equipment	Parameter	Manufacturer	Model/Serial No.	Calibrator	Certification No.	Date of Calibration	Due date of Calibration
Ambient								
1	Orifice Transfer Standard Calibrator	Total Suspended Particulate (TSP) Particulate Matter < 10 µm (PM ₁₀)	Andersen Instruments, Inc.	G25A 11MX	Tisch Environmental, Inc.	28062022	28 Jun 21	27 Jun 23
2	U-Tube Manometer	Total Suspended Particulate (TSP) Particulate Matter < 10 µm (PM ₁₀)	Dwyer	1221-36-W/M -	Technology Promotion Association (Thailand-Japan)	22P800	12 Mar 22	11 Mar 23
3	Aneroid Barometer	Total Suspended Particulate (TSP) Particulate Matter < 10 µm (PM ₁₀)	Barigo, Germany	-	Technology Promotion Association (Thailand-Japan)	22P2722	22 Jul 22	21 Jul 23
4	Dial Thermo-Hygrometer	Total Suspended Particulate (TSP) Particulate Matter < 10 µm (PM ₁₀)	Barigo, Germany	-	Technology Promotion Association (Thailand-Japan)	22H1587	27 Jul 22	26 Jul 23
5	Nitrogen Dioxide Analyzer	Nitrogen Dioxide	Thermo Scientific	42i 1180540062	UAE Consultant Co., Ltd.	27062022	27 Jun 22	26 Jun 23
6	Nitrogen Dioxide Analyzer	Nitrogen Dioxide	Thermo Scientific	42i 1180540064	UAE Consultant Co., Ltd.	02052022	2 May 22	1 May 23
7	Nitrogen Dioxide Analyzer	Nitrogen Dioxide	Thermo Scientific	42i 1182920006	UAE Consultant Co., Ltd.	19042022	19 Apr 22	18 Apr 23
8	Standard Gases (Mixture)	Nitrogen Dioxide	Airgas	EB0143262 2015PSIG	Airgas an Air Liquide company	E04NI99E15A01D3	21 Jun 21	21 Jun 24
9	Carbon Monoxide Analyzer	Carbon Monoxide	Thermo	48C 48C-73881-375	UAE Consultant Co., Ltd.	13052022	13 May 22	12 May 23
10	Carbon Monoxide Analyzer	Carbon Monoxide	Thermo	48C 48C-62011-333	UAE Consultant Co., Ltd.	29042022	29 Apr 22	28 Apr 23
11	Carbon Monoxide Analyzer	Carbon Monoxide	Thermo	48C 48C-71185-368	UAE Consultant Co., Ltd.	26042022	26 Apr 22	25 Apr 23
12	Standard Gases (Mixture)	Carbon Monoxide	Airgas	EB0143262 2015PSIG	Airgas an Air Liquide company	E04NI99E15A01D3	21 Jun 21	21 Jun 24

List of Instruments Certification for Air & Noise Quality Analysis

No.	Instrument/Equipment	Parameter	Manufacturer	Model/Serial No.	Calibrator	Certification No.	Date of Calibration	Due date of Calibration
Ambient								
13	Vibration Meter	Vibration Level Acceleration Level	Instantel Inc.	Micromate UM11055	Calibration Laboratory Co.Ltd	Q22017946	22 Feb 22	21 Feb 23
14	Vibration Meter	Vibration Level Acceleration Level	Instantel Inc.	Micromate UM11056	Calibration Laboratory Co.Ltd	Q22012259	8 Feb 22	7 Feb 23
15	Sound Level Calibrator (Acoustic Calibrator)	Calibrate Sound Level Meter	Larson Davis	CAL150 6457	Innovative Instrument Co.,Ltd.	22-ACT-370	8 Jun 22	7 Jun 23
16	Sound Level Meter	$L_{Aeq\ 24\ hours}$, $L_{Aeq\ 1\ hours}$, L_{Amax} , L_{A90} , L_{Adn}	Larson Davis	LxT2	Innovative Instrument Co.,Ltd.	22-ACT-037	21 Jan 22	20 Jan 23
				0005407				
17	Sound Level Meter	$L_{Aeq\ 24\ hours}$, $L_{Aeq\ 1\ hours}$, L_{Amax} , L_{A90} , L_{Adn}	Larson Davis	LxT2	Innovative Instrument Co.,Ltd.	22-ACT-035	21 Jan 22	20 Jan 23
				0005398				
18	Sound Level Meter	$L_{Aeq\ 24\ hours}$, $L_{Aeq\ 1\ hours}$, L_{Amax} , L_{A90} , L_{Adn}	Larson Davis	LxT2	Innovative Instrument Co.,Ltd.	22-ACT-036	21 Jan 22	20 Jan 23
				0005400				

Certificate of Calibration

Calibration Certification Information

Cal. Date: June 28, 2021 Rootsmeter S/N: 438320 Ta: 297 °K
 Operator: Jim Tisch Pa: 753.6 mm Hg
 Calibration Model #: G25A Calibrator S/N: 11MX

Run	Vol. Init (m3)	Vol. Final (m3)	ΔVol. (m3)	ΔTime (min)	ΔP (mm Hg)	ΔH (in H2O)
1	1	2	1	1.3910	3.3	2.00
2	3	4	1	0.9890	6.4	4.00
3	5	6	1	0.8850	8.0	5.00
4	7	8	1	0.8430	9.0	5.50
5	9	10	1	0.6970	12.9	8.00

Data Tabulation

Vstd (m3)	Qstd (x-axis)	$\sqrt{\Delta H \left(\frac{Pa}{Pstd} \right) \left(\frac{Tstd}{Ta} \right)}$ (y-axis)	Va	Qa (x-axis)	$\sqrt{\Delta H \left(\frac{Ta}{Pa} \right)}$ (y-axis)
0.9906	0.7121	1.4106	0.9956	0.7158	0.8878
0.9865	0.9975	1.9949	0.9915	1.0025	1.2555
0.9844	1.1123	2.2304	0.9894	1.1179	1.4037
0.9831	1.1661	2.3393	0.9881	1.1721	1.4723
0.9779	1.4030	2.8213	0.9829	1.4102	1.7756
QSTD	m=	2.04215	QA	m=	1.27876
	b=	-0.04258		b=	-0.02680
	r=	1.00000		r=	1.00000

Calculations

Vstd=	$\Delta Vol((Pa-\Delta P)/Pstd)(Tstd/Ta)$	Va=	$\Delta Vol((Pa-\Delta P)/Pa)$
Qstd=	Vstd/ΔTime	Qa=	Va/ΔTime
For subsequent flow rate calculations:			
Qstd= $1/m \left(\left(\sqrt{\Delta H \left(\frac{Pa}{Pstd} \right) \left(\frac{Tstd}{Ta} \right)} \right) - b \right)$		Qa= $1/m \left(\left(\sqrt{\Delta H \left(\frac{Ta}{Pa} \right)} \right) - b \right)$	

Standard Conditions

Tstd:	298.15 °K
Pstd:	760 mm Hg
Key	
ΔH: calibrator manometer reading (in H2O)	
ΔP: rootsmeter manometer reading (mm Hg)	
Ta: actual absolute temperature (°K)	
Pa: actual barometric pressure (mm Hg)	
b: intercept	
m: slope	

RECALIBRATION

US EPA recommends annual recalibration per 1998 40 Code of Federal Regulations Part 50 to 51, Appendix B to Part 50, Reference Method for the Determination of Suspended Particulate Matter in the Atmosphere, 9.2.17, page 30



TECHNOLOGY PROMOTION ASSOCIATION (THAILAND-JAPAN)
CORPORATE SERVICES 3: EQUIPMENT CALIBRATION AND TESTING SERVICES
534/4 PATTANAKARN ROAD SOI 18, SUANLUANG, SUANLUANG, BANGKOK 10250
TEL. 0-2717-3000-24 FAX. 0-2719-9484

Certificate of Calibration

Certificate No. : 22P800

Page : 1 of 2

Equipment : U-Tube Manometer

Manufacturer: Dwyer

Model : 1221-36-W/M

Serial No.: -

ID No.: UAE.EFM.022/2560

Condition As-Received: Used Item

Received Date: 03 March 2022

Calibration Date: 12 March 2022

Reference: 2203-0131WSC

Submitted by: United Analyst and Engineering Consultant Co.,Ltd.

Ambient Temperature: (23 ± 2) °C

Relative Humidity: (50 ± 15) %

Atmospheric Pressure: 1010 mbar

This certificate may not be reproduced other than in full,
except with the prior written approval of the head of
Corporate Services 3: Equipment Calibration and Testing Services.

81 Soi Udomsuk 41, Sukhumvit Road, Bangchak,
Phrakhanong, Bangkok 10260

Procedure used: The calibration was conducted by direct comparison method against Pressure Measuring Instruments Standard according to in-house calibration procedure CP-P04, using " DKD-R 6-1 ; Calibration of Pressure Gauges, Edition 03/2014 " as a guidelines.

Condition of this result of calibration

1.Reference standards instruments :

<u>Instrument</u>	<u>Model</u>	<u>Serial No.</u>	<u>Certificate No.</u>	<u>Due Date</u>
1) Pressure Calibrator	PC106P	1189	MP-0110-21	09 Aug 2022

2.This result of calibration was made on requested at the point specified by customer.

3.Scale and conversion factor is 1 kPa = 4.0146293 inH₂O

4.This instrument was used clean air as pressure media.

5.This instrument was calibrated by applied pressure to high-port (+) side and low-port (-) side open to atmospheric pressure.

6.This instrument was installed in vertical orientation and top of the pressure port was used as the reference level.

7.The certificate is valid only to the item calibrated on date and place of calibration.

8.This Certification is traceable to the International System of Unit maintained at:-

-National Institute of Metrology Thailand (NIMT)

Calibrated by : Suwit Aussarree

Issue Date : 14 March 2022

Approved Signatory : _____

[] Phalinee Prabpaipal

[] Sura Suwannasri

[x] Attapol Panurach

เอกสารไม่ควบคุม

B 0282413



Cert.No.: 22P800

Page: 2 of 2

Result of calibration:- Without adjustment

Range : 0 inH₂O to 36 inH₂O

Function:- Pressure Measurement

Scale Interval : 0.1 inH₂O (The Fifth Estimate)

Increasing Pressure

<u>Applied Pressure</u> (inH ₂ O)	<u>UUC Indication</u>		<u>ΔP</u> (inH ₂ O)	<u>Error</u> (inH ₂ O)
	<u>High-port side</u> (inH ₂ O)	<u>Low-port side</u> (inH ₂ O)		
0.00	0.00	0.00	0.00	0.00
2.00	1.00	-1.00	2.00	0.00
4.00	2.00	-2.00	4.00	0.00
6.00	3.00	-3.00	6.00	0.00
8.00	4.00	-4.00	8.00	0.00
10.00	5.00	-5.02	10.02	0.02
12.00	6.00	-6.02	12.02	0.02
14.00	7.00	-7.04	14.04	0.04
16.00	8.00	-8.04	16.04	0.04
18.00	9.00	-9.04	18.04	0.04
20.00	10.00	-10.04	20.04	0.04
22.00	11.00	-11.02	22.02	0.02
24.00	12.00	-12.02	24.02	0.02
26.00	13.00	-13.02	26.02	0.02
28.00	14.00	-14.04	28.04	0.04
30.00	15.00	-15.04	30.04	0.04
32.00	16.00	-16.04	32.04	0.04
34.00	16.98	-17.06	34.04	0.04
35.80	17.98	-18.00	35.98	0.18

The uncertainty of measurement was ± 0.11 inH₂O

* UUC = Unit Under Calibration

* ΔP = High-port side - Low-port side

The reported uncertainty of measurement was based on a standard uncertainty multiplied by a coverage factor $k = 2$, providing a level of confidence of approximately 95 %.

-o0o-

เอกสารไม่ควบคุม

a 1099526



TECHNOLOGY PROMOTION ASSOCIATION (THAILAND-JAPAN)
CORPORATE SERVICES 3: EQUIPMENT CALIBRATION AND TESTING SERVICES
534/4 PATTANAKARN ROAD SOI 18, SUANLUANG, SUANLUANG, BANGKOK 10250
TEL. 0-2717-3000-24 FAX. 0-2719-9484



Certificate of Calibration

Certificate No. : 22P2722

Page : 1 of 2

Equipment : Aneroid Barometer

Manufacturer: Barigo

Model : -

Serial No.: -

ID No.: UAE.ANV.013/2547

Condition As-Received: Used Item

Received Date: 20 July 2022

Calibration Date: 22 July 2022

Reference: 2207-0584WSC

Submitted by: United Analyst and Engineering Consultant Co.,Ltd.

Ambient Temperature: (23 ± 2) °C

Relative Humidity: (50 ± 15) %

Atmospheric Pressure: 1010 mbar

This certificate may not be reproduced other than in full,
except with the prior written approval of the head of
Corporate Services 3: Equipment Calibration and Testing Services.

81 Soi Udomsuk 41, Sukhumvit Road, Bangchak,
Phrakhanong, Bangkok 10260

Procedure used: The calibration was conducted by direct comparison method against Pressure Measuring Instruments Standard according to in-house calibration procedure CP-P10, using " DKD-R 6-1 ; Calibration of Pressure Gauges, Edition 03/2014 " as a guidelines.

Condition of this result of calibration

1.Reference standards instruments :

<u>Instrument</u>	<u>Model</u>	<u>Serial No.</u>	<u>Certificate No.</u>	<u>Due Date</u>
1) Standard Barometer	DPI142	1422505046	MP-0076-22	02 May 2023

2.This instrument was installed in vertical orientation and center of the dial was used as the reference level.

3.This result of calibration was made on requested at the point specified by customer.

4.Scale and conversion factor is 1 kPa = 7.50062 mmHg

5.This result of calibration instrument was in absolute pressure.

6.This instrument was used clean air as pressure media.

7.The certificate is valid only to the item calibrated on date and place of calibration.

8.This Certification is traceable to the International System of Unit maintained at:-

-National Institute of Metrology Thailand (NIMT)

Calibrated by : Suwit Aussarree

Issue Date : 25 July 2022

Approved Signatory : _____

☐ Phalinee Prabpaipal

☐ Sura Suwannasri

☒ Attapol Panurach

เอกสารไม่ควบคุม

B 0293205



Cert.No.: 22P2722

Page: 2 of 2

Result of calibration:- Without adjustment

Range : 720 mmHg to 780 mmHg

Function:- Absolute Pressure Measurement

Scale Interval : 1 mmHg (The Fifth Estimate)

Increasing Pressure

Applied Pressure (mmHg)	718.46	729.33	739.85	750.22	760.90	772.01	785.89
UUC* Indication (mmHg)	720.0	730.0	740.0	750.0	760.0	770.0	780.0
Error (mmHg)	1.54	0.67	0.15	-0.22	-0.90	-2.01	-5.89

Decreasing Pressure

Applied Pressure (mmHg)	785.90	771.99	760.85	750.17	739.90	729.57	718.62
UUC* Indication (mmHg)	780.0	770.0	760.0	750.0	740.0	730.0	720.0
Error (mmHg)	-5.90	-1.99	-0.85	-0.17	0.10	0.43	1.38

The uncertainty of measurement was ± 0.24 mmHg

* UUC = Unit Under Calibration

The reported uncertainty of measurement was based on a standard uncertainty multiplied by a coverage factor $k = 2$, providing a level of confidence of approximately 95 %.

-o0o-

เอกสารไม่ควบคุม

a 1118533



TECHNOLOGY PROMOTION ASSOCIATION (THAILAND-JAPAN)
CORPORATE SERVICES 3: EQUIPMENT CALIBRATION AND TESTING SERVICES
534/4 PATTANAKARN ROAD SOI 18, SUANLUANG, SUANLUANG, BANGKOK 10250
TEL. 0-2717-3000-24 FAX. 0-2719-9484



Certificate of Calibration

Certificate No. : 22H1587

Page : 1 of 2

Equipment : Dial Thermo-Hygrometer

Manufacturer: Barigo

Model : -

Serial No.: -

ID No.: UAE.ANV.127/2550

Condition As-Received: Used Item

Received Date: 20 July 2022

Calibration Date: 22 July 2022
to 27 July 2022

Reference: 2207-0586WSC

Ambient Temperature: (25 ± 3) °C

Relative Humidity: (50 ± 20) %

This certificate may not be reproduced other than in full,
except with the prior written approval of the head of
Corporate Services 3: Equipment Calibration and Testing Services.

Submitted by: United Analyst and Engineering Consultant Co.,Ltd.

81 Soi Udomsuk 41, Sukhumvit Road, Bangchak,
Phrakhanong, Bangkok 10260

Procedure used: Calibration were conducted using in-house calibration procedure CP-H02 according to comparison with standard chilled mirror sensor for humidity measurement function and comparison with standard temperature probe for temperature measurement function into humidity / temperature chamber.

Condition of this result of calibration

1.Reference standards instruments :

Instrument	Model	Serial No.	Certificate No.	Due Date
1) Standard Chilled Mirror Hygrometer Sensor	Dew Prime II	31863	19714	17 Sep 2022
2) Standard Humidity/Temperature Meter	400	10240757	TH-0125-21	13 Dec 2022

2.The certificate is valid only to the item calibrated on date and place of calibration.

3.This Certification is traceable to the International System of Unit maintained at:-

- National Institute of Standards and Technology (NIST) , The United States of America
- National Institute of Metrology Thailand (NIMT)

Calibrated by : Somchai Dumwor
Issue Date : 03 August 2022

Approved Signatory :

☒ Chakrit Waewanjua
☐ Pornthippa Tameyakul
☐ Viporn Tantiyawutti

เอกสารไม่ควบคุม

B 0293723



Cert. No.: 22H1587

Page.: 2 of 2

Result of Calibration:-

Before Adjustment

Function:

Humidity measurement.

<u>Reference</u> <u>Temperature</u> (°C)	<u>Standard</u> <u>Humidity</u> (%R.H.)	<u>UUC*</u> <u>Reading</u> (%R.H.)	<u>Error</u> (%R.H.)	<u>Uncertainty</u> <u>of Measurement</u> (±%R.H.)
25.0	40.1	38	-2.1	1.6
25.0	60.0	57	-3.0	1.8
25.0	80.0	74	-6.0	2.0

Result of Calibration:-

After Adjustment

Function:

Humidity measurement.

<u>Reference</u> <u>Temperature</u> (°C)	<u>Standard</u> <u>Humidity</u> (%R.H.)	<u>UUC*</u> <u>Reading</u> (%R.H.)	<u>Error</u> (%R.H.)	<u>Uncertainty</u> <u>of Measurement</u> (±%R.H.)
25.0	40.1	40	-0.1	1.6
25.0	60.0	60	0.0	1.8
25.0	80.0	77	-3.0	2.0

Result of Calibration:-

Without Adjustment

Function:

Temperature measurement.

<u>Standard</u> <u>Temperature</u> (°C)	<u>UUC*</u> <u>Reading</u> (°C)	<u>Error</u> (°C)	<u>Uncertainty</u> <u>of Measurement</u> (±°C)
20.00	20.0	0.00	0.72
25.04	25.0	-0.04	0.72
30.01	30.0	-0.01	0.72
35.04	35.0	-0.04	0.72
39.98	40.0	0.02	0.72

UUC* : Unit Under Calibration

The reported uncertainty of measurement was base on standard uncertainty multiplied by coverage factor $k = 2.00$, providing confidence level approximately 95%.

-o0o-

เอกสารไม่ควบคุม

a 1119773

MULTI-POINT GAS TEST REPORT

Test Date : Jun 27, 2022

Equipment : Gas Analyzer (NO₂)

Model : 42i

Manufacturer : Thermo Scientific

Serial Number : 1180540062

Standard Gas Concentration

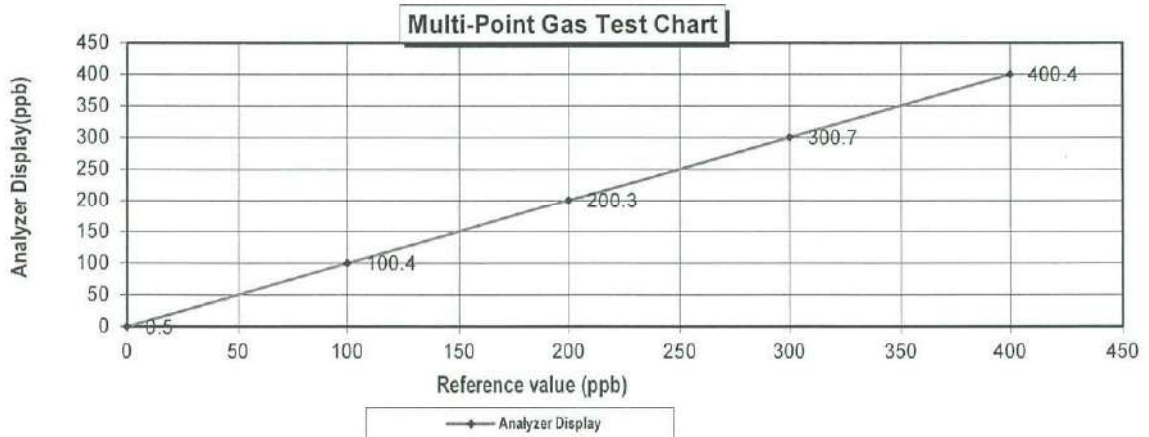
Sulphur Dioxide (SO ₂)	44.75
Nitric Oxide (NO)	45.35
Methane (CH ₄)	-
Carbon Monoxide (CO)	1007
Cylinder No. :	CC159599
Expiration Date :	Jul 30, 2022

Dilutor Detail

Manufacturer :	Thermo Scientific
Model :	146i
Serial Number :	1180540071

Multi-point gas test data

Reference Value (ppb)			Analyzer Display (ppb)	Difference Error	Percent Error	[% Error]
Level 1	Zero	0.0	0.5	0.50	0.50	0.50
Level 2	20.00%	100.0	100.4	0.40	0.40	0.40
Level 3	40.00%	200.0	200.3	0.30	0.15	0.15
Level 4	60.00%	300.0	300.7	0.70	0.23	0.23
Level 5	80.00%	400.0	400.4	0.40	0.10	0.10
Remark : Measuring Range			500.0 ppb	Average Difference (%)		0.28



Calculated by
[Signature]
27/6/22

Approved by
[Signature]
27/6/22

MULTI-POINT GAS TEST REPORT

Test Date : May 2, 2022

Equipment : Gas Analyzer (NO₂)

Model : 42i

Manufacturer : Thermo Scientific

Serial Number : 1180540064

Standard Gas Concentration

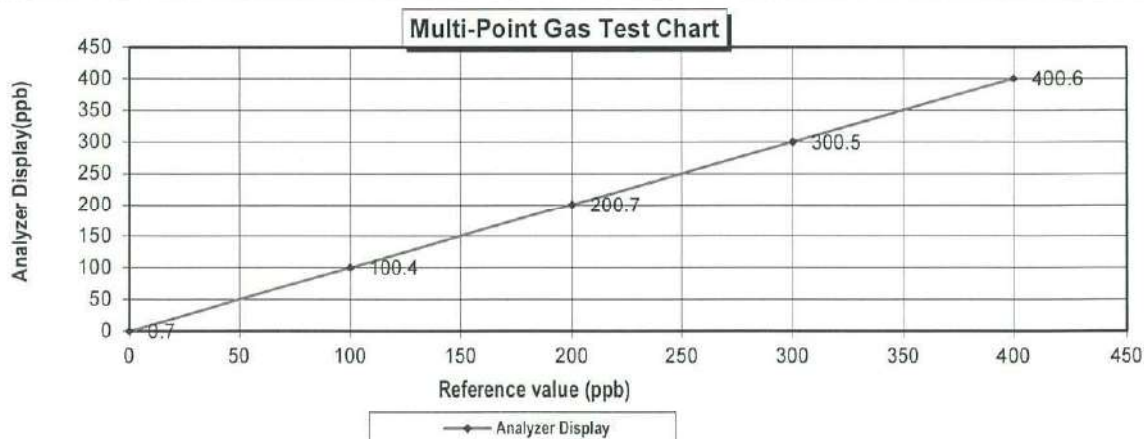
Sulphur Dioxide (SO₂) 44.75
Nitric Oxide (NO) 45.35
Methane (CH₄) -
Carbon Monoxide (CO) 1007
Cylinder No. : CC159599
Expiration Date : Jul 30, 2022

Dilutor Detail

Manufacturer : Thermo Scientific
Model : 146i
Serial Number : 1180540071

Multi-point gas test data

Reference Value (ppb)			Analyzer Display (ppb)	Difference Error	Percent Error	[% Error]
Level 1	Zero	0.0	0.7	0.70	0.70	0.70
Level 2	20.00%	100.0	100.4	0.40	0.40	0.40
Level 3	40.00%	200.0	200.7	0.70	0.35	0.35
Level 4	60.00%	300.0	300.5	0.50	0.17	0.17
Level 5	80.00%	400.0	400.6	0.60	0.15	0.15
Remark : Measuring Range 500.0 ppb				Average Difference (%)		0.35



...

2 / 5 / 65

...

02 / May / 2022

MULTI-POINT GAS TEST REPORT

Test Date : Apr 19, 2022

Equipment : Gas Analyzer (NO₂)

Model : 42i

Manufacturer : Thermo Scientific

Serial Number : 1182920006

Standard Gas Concentration

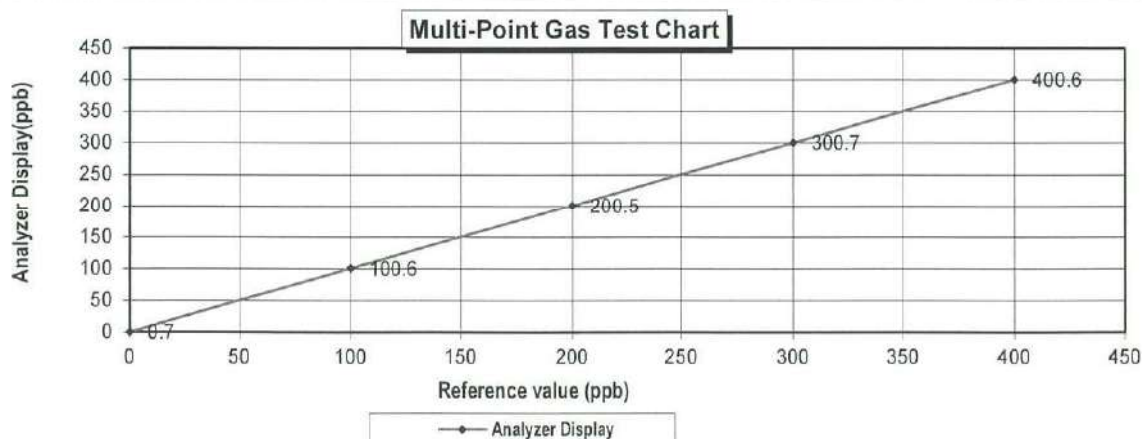
Sulphur Dioxide (SO ₂)	44.75
Nitric Oxide (NO)	45.35
Methane (CH ₄)	-
Carbon Monoxide (CO)	1007
Cylinder No. :	CC159599
Expiration Date :	Jul 30, 2022

Dilutor Detail

PPM	Manufacturer :	Thermo Scientific
PPM	Model :	146i
PPM	Serial Number :	1180540071

Multi-point gas test data

Reference Value (ppb)			Analyzer Display (ppb)	Difference Error	Percent Error	[% Error]
Level 1	Zero	0.0	0.7	0.70	0.70	0.70
Level 2	20.00%	100.0	100.6	0.60	0.60	0.60
Level 3	40.00%	200.0	200.5	0.50	0.25	0.25
Level 4	60.00%	300.0	300.7	0.70	0.23	0.23
Level 5	80.00%	400.0	400.6	0.60	0.15	0.15
Remark : Measuring Range			500.0 ppb	Average Difference (%)		0.39



Calculate by

19 / 4 / 25

20 / Apr 2022

CERTIFICATE OF ANALYSIS

Grade of Product: EPA Protocol

Part Number:	E04NI99E15A01D3	Reference Number:	122-402135167-1
Cylinder Number:	EB0143262	Cylinder Volume:	144.4 CF
Laboratory:	124 - Durham (SAP) - NC	Cylinder Pressure:	2015 PSIG
PGVP Number:	B22021	Valve Outlet:	660
Gas Code:	CO,NO,NOX,SO2,BALN	Certification Date:	Jun 21, 2021

Expiration Date: Jun 21, 2024

Certification performed in accordance with "EPA Traceability Protocol for Assay and Certification of Gaseous Calibration Standards (May 2012)" document EPA 600/R-12/531, using the assay procedures listed. Analytical Methodology does not require correction for analytical interference. This cylinder has a total analytical uncertainty as stated below with a confidence level of 95%. There are no significant impurities which affect the use of this calibration mixture. All concentrations are on a mole/mole basis unless otherwise noted.

Do Not Use This Cylinder below 100 psig, i.e. 0.7 megapascals.

ANALYTICAL RESULTS					
Component	Requested Concentration	Actual Concentration	Protocol Method	Total Relative Uncertainty	Assay Dates
NOX	45.00 PPM	45.96 PPM	G1	+/- 1.4% NIST Traceable	06/14/2021, 06/21/2021
NITRIC OXIDE	45.00 PPM	45.94 PPM	G1	+/- 1.4% NIST Traceable	06/14/2021, 06/21/2021
SULFUR DIOXIDE	45.00 PPM	44.68 PPM	G1	+/- 1.0% NIST Traceable	06/14/2021, 06/21/2021
CARBON MONOXIDE	1000 PPM	984.8 PPM	G1	+/- 0.7% NIST Traceable	06/14/2021
NITROGEN	Balance				

CALIBRATION STANDARDS					
Type	Lot ID	Cylinder No	Concentration	Uncertainty	Expiration Date
NTRM	20081120	CC708068	49.82 PPM NITRIC OXIDE/NITROGEN	+/- 1.0%	Feb 02, 2025
PRM	12386	D885025	9.91 PPM NITROGEN DIOXIDE/AIR	+/- 2.0%	Feb 20, 2020
GMIS	401423838102	CC505581	4.348 PPM NITROGEN DIOXIDE/NITROGEN	+/- 2.1	Feb 18, 2023
NTRM	16011043	CC473277	49.02 PPM SULFUR DIOXIDE/NITROGEN	+/- 0.8%	Jun 17, 2022
NTRM	14060119	CC434277	990.9 PPM CARBON MONOXIDE/NITROGEN	+/-0.6%	Nov 15, 2025

The SRM, PRM or RGM noted above is only in reference to the GMIS used in the assay and not part of the analysis.

ANALYTICAL EQUIPMENT		
Instrument/Make/Model	Analytical Principle	Last Multipoint Calibration
Nicolet 6700 AHR0801333 CO	FTIR	Jun 03, 2021
Nicolet 6700 AHR0801333 NO	FTIR	Jun 03, 2021
Nicolet 6700 AHR0801333 NO2	FTIR	Jun 03, 2021
Nicolet 6700 AHR0801333 SO2	FTIR	Jun 03, 2021

Triad Data Available Upon Request

NOTES:PO #5221002807

GROSS WT: 28.40kg

NET WT: 4.73kg



The analytical test results reported on this certificate relate only to the cylinder number specified above. This concludes the test report.



Approved for Release



CERT 3082.01

เอกสารไม่ควบคุม

MULTI-POINT GAS TEST REPORT

Test Date : May 13, 2022

Equipment : Gas Analyzer (CO) **Model :** 48C
Manufacturer : Thermo Environmental Instruments **Serial Number :** 48C-73881-375

Standard Gas Concentration

Sulphur Dioxide (SO₂) 44.75 PPM
Nitric Oxide (NO) 45.35 PPM
Methane (CH₄) - PPM
Carbon Monoxide (CO) 1007 PPM
Cylinder No. : CC159599
Expiration Date : Jul 30, 2022


Dilutor Detail

Manufacturer : Thermo Scientific
Model : 146i
Serial Number : 1180540071

Multi-point gas test data

Reference Value (ppm)			Analyzer Display (ppm)	Difference Error	Percent Error	[% Error]
Level 1	Zero	0.0	0.6	0.6	0.6	0.6
Level 2	20.00%	10.0	10.6	0.6	5.7	5.7
Level 3	40.00%	20.0	20.5	0.5	2.4	2.4
Level 4	60.00%	30.0	30.5	0.5	1.6	1.6
Level 5	80.00%	40.0	40.6	0.6	1.5	1.5
Remark : Measuring Range			50.0 ppm	Average Difference (%)		2.36

Multi-Point Gas Test Chart



Calculated by

.....
17/5/22

.....
13.1 May 2022

MULTI-POINT GAS TEST REPORT

Test Date : Apr 29, 2022

Equipment : Gas Analyzer (CO) Model : 48C
Manufacturer : Thermo Environmental Instruments Serial Number : 48C-62011-333

Standard Gas Concentration

Sulphur Dioxide (SO₂) 44.75 PPM
Nitric Oxide (NO) 45.35 PPM
Methane (CH₄) - PPM
Carbon Monoxide (CO) 1007 PPM
Cylinder No. : CC159599
Expiration Date : Jul 30, 2022

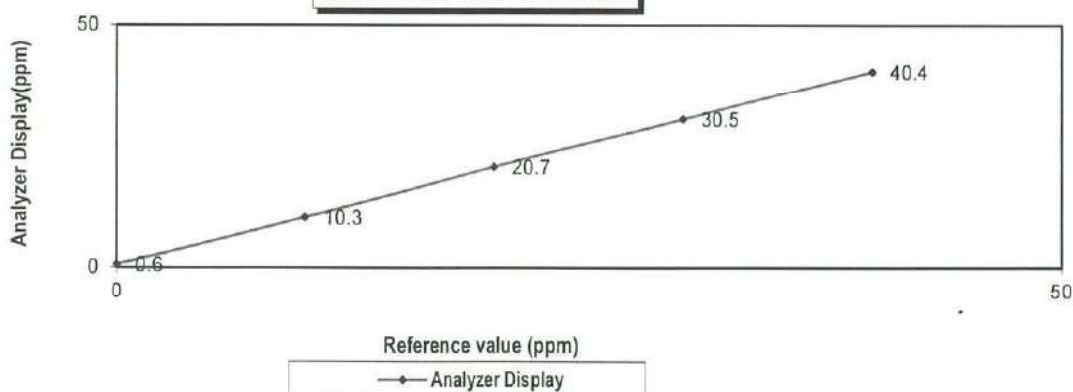
Dilutor Detail

Manufacturer : Thermo Scientific
Model : 146i
Serial Number : 1180540071

Multi-point gas test data

Reference Value (ppm)			Analyzer Display (ppm)	Difference Error	Percent Error	[% Error]
Level 1	Zero	0.0	0.6	0.6	0.6	0.6
Level 2	20.00%	10.0	10.3	0.3	2.9	2.9
Level 3	40.00%	20.0	20.7	0.7	3.4	3.4
Level 4	60.00%	30.0	30.5	0.5	1.6	1.6
Level 5	80.00%	40.0	40.4	0.4	1.0	1.0
Remark : Measuring Range 50.0 ppm				Average Difference (%)		1.90

Multi-Point Gas Test Chart



Calculate by

29/4/22

29/ Apr/ 2022

MULTI-POINT GAS TEST REPORT

Test Date : Apr 26, 2022

Equipment : Gas Analyzer (CO) **Model** : 48C
Manufacturer : Thermo Environmental Instruments **Serial Number** : 48C-71185-368

Standard Gas Concentration

Sulphur Dioxide (SO₂) 44.75 PPM
Nitric Oxide (NO) 45.35 PPM
Methane (CH₄) - PPM
Carbon Monoxide (CO) 1007 PPM
Cylinder No. : CC159599
Expiration Date : Jul 30, 2022

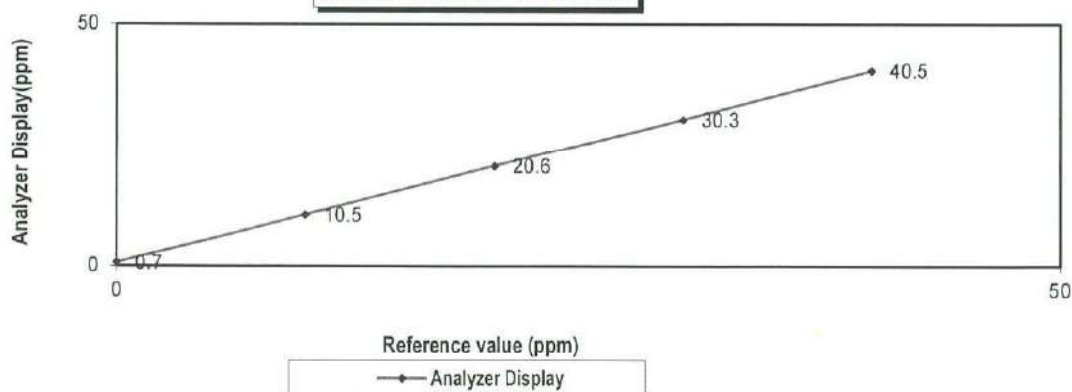
Dilutor Detail

Manufacturer : Thermo Scientific
Model : 146i
Serial Number : 1180540071

Multi-point gas test data

Reference Value (ppm)			Analyzer Display (ppm)	Difference Error	Percent Error	[% Error]
Level 1	Zero	0.0	0.7	0.7	0.7	0.7
Level 2	20.00%	10.0	10.5	0.5	4.8	4.8
Level 3	40.00%	20.0	20.6	0.6	2.9	2.9
Level 4	60.00%	30.0	30.3	0.3	1.0	1.0
Level 5	80.00%	40.0	40.5	0.5	1.2	1.2
Remark : Measuring Range			50.0 ppm	Average Difference (%)		2.12

Multi-Point Gas Test Chart



.....
[Signature]
.....
26 / 4 / 65

.....
[Signature]
.....
27 Apr, 2022

CERTIFICATE OF ANALYSIS

Grade of Product: EPA Protocol

Part Number:	E04NI99E15A01D3	Reference Number:	122-402135167-1
Cylinder Number:	EB0143262	Cylinder Volume:	144.4 CF
Laboratory:	124 - Durham (SAP) - NC	Cylinder Pressure:	2015 PSIG
PGVP Number:	B22021	Valve Outlet:	660
Gas Code:	CO,NO,NOX,SO2,BALN	Certification Date:	Jun 21, 2021

Expiration Date: Jun 21, 2024

Certification performed in accordance with "EPA Traceability Protocol for Assay and Certification of Gaseous Calibration Standards (May 2012)" document EPA 600/R-12/531, using the assay procedures listed. Analytical Methodology does not require correction for analytical interference. This cylinder has a total analytical uncertainty as stated below with a confidence level of 95%. There are no significant impurities which affect the use of this calibration mixture. All concentrations are on a mole/mole basis unless otherwise noted.

Do Not Use This Cylinder below 100 psig, i.e. 0.7 megapascals.

ANALYTICAL RESULTS					
Component	Requested Concentration	Actual Concentration	Protocol Method	Total Relative Uncertainty	Assay Dates
NOX	45.00 PPM	45.96 PPM	G1	+/- 1.4% NIST Traceable	06/14/2021, 06/21/2021
NITRIC OXIDE	45.00 PPM	45.94 PPM	G1	+/- 1.4% NIST Traceable	06/14/2021, 06/21/2021
SULFUR DIOXIDE	45.00 PPM	44.68 PPM	G1	+/- 1.0% NIST Traceable	06/14/2021, 06/21/2021
CARBON MONOXIDE	1000 PPM	984.8 PPM	G1	+/- 0.7% NIST Traceable	06/14/2021
NITROGEN	Balance				

CALIBRATION STANDARDS					
Type	Lot ID	Cylinder No	Concentration	Uncertainty	Expiration Date
NTRM	20081120	CC708068	49.82 PPM NITRIC OXIDE/NITROGEN	+/- 1.0%	Feb 02, 2025
PRM	12386	D885025	9.91 PPM NITROGEN DIOXIDE/AIR	+/- 2.0%	Feb 20, 2020
GMIS	401423838102	CC505581	4.348 PPM NITROGEN DIOXIDE/NITROGEN	+/- 2.1	Feb 18, 2023
NTRM	16011043	CC473277	49.02 PPM SULFUR DIOXIDE/NITROGEN	+/- 0.8%	Jun 17, 2022
NTRM	14060119	CC434277	990.9 PPM CARBON MONOXIDE/NITROGEN	+/-0.6%	Nov 15, 2025

The SRM, PRM or RGM noted above is only in reference to the GMIS used in the assay and not part of the analysis.

ANALYTICAL EQUIPMENT		
Instrument/Make/Model	Analytical Principle	Last Multipoint Calibration
Nicolet 6700 AHR0801333 CO	FTIR	Jun 03, 2021
Nicolet 6700 AHR0801333 NO	FTIR	Jun 03, 2021
Nicolet 6700 AHR0801333 NO2	FTIR	Jun 03, 2021
Nicolet 6700 AHR0801333 SO2	FTIR	Jun 03, 2021

Triad Data Available Upon Request

NOTES:PO #5221002807

GROSS WT: 28.40kg

NET WT: 4.73kg



The analytical test results reported on this certificate relate only to the cylinder number specified above. This concludes the test report.



Release



CERT 3082.01

เอกสารไม่ควบคุม

CERTIFICATE OF CALIBRATION

FOR

NOMENCLATURE : VIBRATION METER
MANUFACTURER : INSTANTEL
MODEL / TYPE : 721A2601/721A3301
SERIAL NO. : UM11055/UM11055
CLID. NO. : 252000387
JOB CONTROL NO. : 220221017946

CUSTOMER : UNITED ANALYST AND ENGINEERING CONSULTANT CO., LTD.
81 SOI UDOMSUK 41, SUKHUMVIT ROAD,
BANGCHAK, PHRAKHANONG, BANGKOK 10260

DATE OF RECEIVED : 21 February 2022

DATE OF ISSUED : 24 February 2022

Report of calibration screening must not be taken in part. Except complete. Without the approval of the Calibration Laboratory Co., Ltd.

Calibrated By : Suwit Phuanbusabong
Calibration Engineer



Approved By : Mongkol Yotsoontorn
Authorized Signatory
24 February 2022



This Calibration Certificate documents the traceability to national standards, which realize the units of measurement according to the International System of Units (SI)

Certificate No. Q22017946

F3-011-04/01-12

page 1 of 4

เอกสารไม่ควบคุม



@clccalibration

REPORT OF CALIBRATION FOR

NOMENCLATURE : **VIBRATION METER**
MANUFACTURER : **INSTANTEL**
MODEL / TYPE : **721A2601/721A3301**
SERIAL NO. : **UM11055/UM11055**
DATE OF CALIBRATION : **22 February 2022**

ENVIRONMENT CONDITIONS :

Temperature : $(23 \pm 2) ^\circ\text{C}$

Relative Humidity : $(55 \pm 15) \% \text{RH}$

PROCEDURE USED :

This instrument was calibrated under procedure No. **CLC-CPEE-08** based on **ISO 16063-21** as calibration guideline.
The calibration was performed by using Digital Multimeter, Universal Counter and Portable Vibration Calibrator which maintained by the Calibration Laboratory Co., Ltd.

REFERENCE STANDARD USED :

1. Digital Multimeter, Wavetek Model 1281 S/N. 29320.
2. Universal Counter, Hewlett Packard Model 5315A S/N. 2448A13042.
3. Portable Vibration Calibrator, The Modal Shop Model 9110D S/N. 11424.

TRACEABILITY :

1. The measurements are traceable to International System of Units (SI), through Aeronautical Radio of Thailand Ltd. Certificate No. 05-0207/21, Due Date 31 May 2023.
2. The measurements are traceable to International System of Units (SI), through Aeronautical Radio of Thailand Ltd. Certificate No. 07-0073/21, Due Date 14 May 2022.
3. The measurements are traceable to International System of Units (SI), through The Modal Shop, Inc. Certificate No. 2649.01, Due Date 10 November 2022.

UNCERTAINTY :

The reported expanded uncertainty of measurement is stated as the standard uncertainty of measurement multiplied by the coverage factor $k = 2,00$ which for a normal distribution corresponds to a coverage probability of approximately 95 %.
It has been evaluated according to the "Evaluation of the Uncertainty of Measurement in Calibration (EA-4/02 M:2013)"

Certificate No. Q22017946

F3-011-04/01-12

page 2 of 4

เอกสารไม่ควบคุม



@clccalibration

CONDITION OF CALIBRATION ITEM : GOOD

MEASUREMENT RESULTS : (X) without adjustment () adjustment

CALIBRATION DATA

1. ACCELERATION RESULT

Test point		Mode	STD Reading	DUC Reading	Correction	Uncertainty
(g)	(frequency)		(g)	(g)	(g)	± (% of rdg.)
0.3	50 Hz	peak	0.300	0.304	-0.004	1.9
0.4	50 Hz		0.400	0.406	-0.006	1.9
0.5	50 Hz		0.500	0.507	-0.007	1.3
0.6	50 Hz		0.600	0.608	-0.008	1.3
0.7	50 Hz		0.700	0.710	-0.010	1.3
0.3	100 Hz	peak	0.300	0.304	-0.004	1.9
0.4	100 Hz		0.400	0.405	-0.005	1.9
0.5	100 Hz		0.500	0.507	-0.007	1.3
0.6	100 Hz		0.600	0.608	-0.008	1.3
0.7	100 Hz		0.700	0.710	-0.010	1.3

2. VELOCITY RESULT

Test point		Mode	STD Reading	DUC Reading	Correction	Uncertainty
(mm/s)	(frequency)		(mm/s)	(mm/s)	(mm/s)	± (% of rdg.)
3	50 Hz	peak	3.000	3.035	-0.035	1.8
4	50 Hz		4.000	4.045	-0.045	1.8
5	50 Hz		5.000	5.053	-0.053	1.8
6	50 Hz		6.000	6.067	-0.067	1.8
7	50 Hz		7.000	7.073	-0.073	1.8
3	100 Hz	peak	3.000	3.038	-0.038	1.8
4	100 Hz		4.000	4.048	-0.048	1.8
5	100 Hz		5.000	5.055	-0.055	1.8
6	100 Hz		6.000	6.069	-0.069	1.8
7	100 Hz		7.000	7.080	-0.080	1.8

Certificate No. Q22017946

F3-011-04/01-12

page 3 of 4

เอกสารไม่ควบคุม



@clccalibration

CALIBRATION DATA

*3. DISPLACEMENT RESULT

Test point		Mode	STD Reading	DUC Reading	Correction	Uncertainty
(mm)	(frequency)		(mm)	(mm)	(mm)	± (% of rdg.)
0.03	50 Hz	peak	0.030	0.030	0.000	2.1
0.04	50 Hz		0.040	0.040	0.000	1.7
0.05	50 Hz		0.050	0.050	0.000	1.5
0.06	50 Hz		0.060	0.061	-0.001	1.3
0.07	50 Hz		0.070	0.071	-0.001	1.2
0.03	100 Hz	peak	0.030	0.030	0.000	2.1
0.04	100 Hz		0.040	0.040	0.000	1.7
0.05	100 Hz		0.050	0.050	0.000	1.5
0.06	100 Hz		0.060	0.060	0.000	1.3
0.07	100 Hz		0.070	0.071	-0.001	1.2

Note. * means Calibrations marked " Not ANAB Accredited " in this Certificate have been included for completeness.

The Scope of Accredited ANAB Certificate No. ACDM-2814 Version 008 Page 1 of 58

This report is valid for the above stated instrument/s only.

End of Certificate

Certificate No. Q22017946

F3-011-04/01-12

page 4 of 4

เอกสารไม่ควบคุม



@clccalibration

CERTIFICATE OF CALIBRATION

FOR

NOMENCLATURE : VIBRATION METER
MANUFACTURER : INSTANTEL
MODEL / TYPE : 721A2601/721A3301
SERIAL NO. : UM11056/UM11056
CLID. NO. : 252000389
JOB CONTROL NO. : 220207012259

CUSTOMER : UNITED ANALYST AND ENGINEERING CONSULTANT CO., LTD.
81 SOI UDOMSUK 41, SUKHUMVIT ROAD,
BANGCHAK, PHRAKHANONG, BANGKOK 10260

DATE OF RECEIVED : 07 February 2022

DATE OF ISSUED : 10 February 2022

Report of calibration screening must not be taken in part. Except complete. Without the approval of the Calibration Laboratory Co., Ltd.

Calibrated By :

Suwit Phuanbusabong
Calibration Engineer



Approved By :

Mongkol Yotsoontorn
Authorized Signatory
10 February 2022



This Calibration Certificate documents the traceability to national standards, which realize the units of measurement according to the International System of Units (SI)

Certificate No. Q22012259

F3-011-04/01-12

page 1 of 4

เอกสารไม่ควบคุม



@clccalibration

REPORT OF CALIBRATION FOR

NOMENCLATURE	:	VIBRATION METER
MANUFACTURER	:	INSTANTEL
MODEL / TYPE	:	721A2601/721A3301
SERIAL NO.	:	UM11056/UM11056
DATE OF CALIBRATION	:	08 February 2022

ENVIRONMENT CONDITIONS :

Temperature : $(23 \pm 2) ^\circ\text{C}$

Relative Humidity : $(55 \pm 15) \% \text{RH}$

PROCEDURE USED :

This instrument was calibrated under procedure No. **CLC-CPEE-08** based on **ISO 16063-21** as calibration guideline.
The calibration was performed by using Digital Multimeter, Universal Counter and Portable Vibration Calibrator which maintained by the Calibration Laboratory Co., Ltd.

REFERENCE STANDARD USED :

1. Digital Multimeter, Wavetek Model 1281 S/N. 29320.
2. Universal Counter, Hewlett Packard Model 5315A S/N. 2448A13042.
3. Portable Vibration Calibrator, The Modal Shop Model 9110D S/N. 11424.

TRACEABILITY :

1. The measurements are traceable to International System of Units (SI), through Aeronautical Radio of Thailand Ltd. Certificate No. 05-0207/21, Due Date 31 May 2023.
2. The measurements are traceable to International System of Units (SI), through Aeronautical Radio of Thailand Ltd. Certificate No. 07-0073/21, Due Date 14 May 2022.
3. The measurements are traceable to International System of Units (SI), through The Modal Shop, Inc. Certificate No. 2649.01, Due Date 10 November 2022.

UNCERTAINTY :

The reported expanded uncertainty of measurement is stated as the standard uncertainty of measurement multiplied by the coverage factor $k = 2,00$ which for a normal distribution corresponds to a coverage probability of approximately 95 %.
It has been evaluated according to the "Evaluation of the Uncertainty of Measurement in Calibration (EA-4/02 M:2013)"

Certificate No. Q22012259

F3-011-04/01-12

page 2 of 4

เอกสารไม่ควบคุม



CONDITION OF CALIBRATION ITEM : GOOD

MEASUREMENT RESULTS : (X) without adjustment () adjustment

CALIBRATION DATA

1. ACCELERATION RESULT

Test point		Mode	STD Reading	DUC Reading	Correction	Uncertainty
(g)	(frequency)		(g)	(g)	(g)	± (% of rdg.)
0.3	50 Hz	peak	0.300	0.306	-0.006	1.9
0.4	50 Hz		0.400	0.408	-0.008	1.9
0.5	50 Hz		0.500	0.510	-0.010	1.3
0.6	50 Hz		0.600	0.613	-0.013	1.3
0.7	50 Hz		0.700	0.714	-0.014	1.3
0.3	100 Hz	peak	0.300	0.307	-0.007	1.9
0.4	100 Hz		0.400	0.409	-0.009	1.9
0.5	100 Hz		0.500	0.511	-0.011	1.3
0.6	100 Hz		0.600	0.614	-0.014	1.3
0.7	100 Hz		0.700	0.719	-0.019	1.3

2. VELOCITY RESULT

Test point		Mode	STD Reading	DUC Reading	Correction	Uncertainty
(mm/s)	(frequency)		(mm/s)	(mm/s)	(mm/s)	± (% of rdg.)
3	50 Hz	peak	3.000	3.040	-0.040	1.8
4	50 Hz		4.000	4.059	-0.059	1.8
5	50 Hz		5.000	5.070	-0.070	1.8
6	50 Hz		6.000	6.082	-0.082	1.8
7	50 Hz		7.000	7.095	-0.095	1.8
3	100 Hz	peak	3.000	3.042	-0.042	1.8
4	100 Hz		4.000	4.063	-0.063	1.8
5	100 Hz		5.000	5.081	-0.081	1.8
6	100 Hz		6.000	6.091	-0.091	1.8
7	100 Hz		7.000	7.100	-0.100	1.8

Certificate No. Q22012259

F3-011-04/01-12

page 3 of 4

เอกสารไม่ควบคุม



@clccalibration

CALIBRATION DATA

*3. DISPLACEMENT RESULT

Test point		Mode	STD Reading	DUC Reading	Correction	Uncertainty
(mm)	(frequency)		(mm)	(mm)	(mm)	\pm (% of rdg.)
0.03	50 Hz	peak	0.030	0.030	0.000	2.1
0.04	50 Hz		0.040	0.040	0.000	1.7
0.05	50 Hz		0.050	0.050	0.000	1.5
0.06	50 Hz		0.060	0.061	-0.001	1.3
0.07	50 Hz		0.070	0.071	-0.001	1.2
0.03	100 Hz	peak	0.030	0.030	0.000	2.1
0.04	100 Hz		0.040	0.040	0.000	1.7
0.05	100 Hz		0.050	0.050	0.000	1.5
0.06	100 Hz		0.060	0.061	-0.001	1.3
0.07	100 Hz		0.070	0.071	-0.001	1.2

Note. * means Calibrations marked " Not ANAB Accredited " in this Certificate have been included for completeness.

The Scope of Accredited ANAB Certificate No. ACDM-2814 Version 008 Page 1 of 58

This report is valid for the above stated instrument/s only.

End of Certificate

Certificate No. Q22012259

F3-011-04/01-12

page 4 of 4

เอกสารไม่ควบคุม



Certificate of Calibration

Customer

Name : UNITED ANALYST AND ENGINEERING CONSULTANT
CO.,LTD.
Address : 81 Soi Udomsuk 41, Sukhumvit Road, Bangchak,
Prakanong, Bangkok 10260

Certificate No : 22-ACT-370

Request No : Req-2022-0839

Unit Under Calibration Details

Measurement item : Acoustic Calibrator Class : 2
Manufacturer : LASON DAVIS Range : 94 , 114 dB / 1000 Hz
Model : CAL150 Instrument Status : Used
Serial Number : 6457
ID : UAE.EFM.055/2564

Calibration Environment and Details

Temperature : (23 ±2 °C)
Humidity : (50 ± 20 %RH)
Barometric Pressure : (1013 ±10.0 hPa)
Received Date : 10 May 2022
Calibration Date : 8 June 2022
Location of Calibration : LAB 1 Acoustic
Calibration Procedure : In-house method CP-ACT-02 based on IEC 60942:2017 Electroacoustics - Sound calibrators


Reference Standard	Model	Serial Number	Traceable	Due Calibration
Sound Calibrator	SV 35A	58079	EEI	31 May 2023
THD Multimeter	2015	1047765	NIMT	2 February 2023

Traceability : This certificate provides traceability of measurement to recognized national standard, and to the realization of the international System of Units (SI).


Note

The reported uncertainty is based on standard uncertainty multiplied by the Coverage Factor k=2, providing a level of confidence approximately 95 %.

Calibrated By :


Mr. Noppadon Luangart
Service Calibration Engineer

Approved By :


Mr. Pacht Manavorn
Calibration Engineer Supervisor

Issue Date : 8 June 2022

Certificate No : 22-ACT-370

Request No : Req-2022-0839

Sound pressure level

Calibration Results : Without Adjustment

Calibration Range (dB)	Without Adjustment (dB)		Adjustment (dB)		Uncertainty (± dB)	Acceptance limit Class 2 (± dB)
	Measured	Error	Measured	Error		
94 dB / 1000 Hz	93.86	-0.14	-	-	0.11	0.40
114 dB / 1000 Hz	113.92	-0.08	-	-	0.11	0.40

Frequency of Sound pressure level

Calibration Range (Hz)	Without Adjustment		Adjustment		Uncertainty (± %)	Acceptance limit Class 2 (± %)
	Measured (Hz)	Error (%)	Measured (Hz)	Error (%)		
94 dB / 1000 Hz	1000.00	0.00	-	-	0.10	1.7
114 dB / 1000 Hz	1000.00	0.00	-	-	0.10	1.7

Total Harmonic Distortion plus Noise of Sound pressure level (THD+N %)

Calibration Range (Hz)	Without Adjustment	Adjustment	Uncertainty (± %)	Acceptance limit Class 2 (± %)
	Measured (%)	Measured (%)		
94 dB / 1000 Hz	0.14	-	0.40	3.0
114 dB / 1000 Hz	0.29	-	0.40	3.0

Note :

- Acceptance limit was IEC60942:2017 Class 1
- The calibration results exclude the calibrator pressure correction
- The calibration results exclude the microphone volume correction

End of Calibration

Certificate of Calibration

Customer

Name : UNITED ANALYST AND ENGINEERING CONSULTANT CO.,LTD.
Address : 81 Soi Udomsuk 41, Sukhumvit Road, Bangchak, Prakanong, Bangkok
10260

Certificate No : 22-ACT-037
Request No : Req-2022-0096

Unit Under Calibration Details

Measurement item : Sound Level Meter
Manufacturer : LARSON DAVIS
Model : LxT2
Serial Number : 0005407
ID : UAE.EFM.043/2564
Resolution : 0.1 dB
Microphone Class : 2
Microphone Model : 375A04
Microphone S/N : 329358
Preamplifier Model : PRMLxT2C
Preamplifier S/N : 073802
Instrument Status : Used

Calibration Environment and Details

Temperature : 23 °C ± 2 °C
Humidity : 50 %RH ± 20 %RH
Barometric Pressure : 1013 hPa ± 10 hPa
Received Date : 14 January 2022
Calibrated Date : 21 January 2022
Calibration Procedure : In-house method CP-SLM-01 based on IEC 61672-3 : 2013 Electroacoustics - Sound level meters - Part 3: Periodic tests
Location of Calibration : Lab Acoustic


Reference Standard

Instrument	Brand	Model	SN.	Due calibration	Traceability
Standard Microphone	GRAS	40AN	188273	15 September 2022	GRAS
Multifrequency Calibrator	Quest	Quest-cal	EFA000234	14 June 2022	TSI
Audio Generator	Svantek	Svan401	131	18 October 2022	WK Electric


Note

The reported uncertainty is based on standard uncertainty multiplied by the Coverage Factor $k = 2$, providing a level of confidence approximately 95 %.

Calibrated By :


Mr. Noppadon Luangart
Calibration Officer

Approved By :


Mr. Patch Mahavorn
Calibration Engineer Supervisor

Issue Date : 21 January 2022

Certificate No : 22-ACT-037

Request No : Req-2022-0096

1. Indication at the calibration check frequency

UUC Setting	Nominal	Before Adjust		Adjust		UNCERTAINTY	Acceptance
FAST / A / 37-139	Level	UUC	ERR	UUC	ERR	(± dB)	Limit
Calibrator Setting	(dB)	(dB)	(dB)	(dB)	(dB)		(± dB)
1000 Hz 114.00 dB	113.85	113.9	+0.05	113.9	0.05	0.20	0.3

Note : Absolute sensitivity was established by the use of Sound Calibrator Brand SVANTEK, Model SV 35A, SN.58079

2. Self-generated noise, Microphone installed

UUC Setting	Measured	UNCERTAINTY
FAST / 37-139		
UUC Weighting	(dB)	(± dB)
A	29.0	0.10

3. Self-generated noise, Microphone replaced by the electrical input signal device

UUC Setting	Measured	UNCERTAINTY
FAST / 37-139		
UUC Weighting	(dB)	(± dB)
A	28.8	0.10
C	28.1	0.10
Z	32.8	0.10

4. Acoustic signal test of frequency weightings (Without Windscreen)

UUC Setting	Deviation from various Frequency Weighting Responce curve			UNCERTAINTY	Acceptance Limit
FAST / 37-139	A	C	Z	(± dB)	(± dB)
STD Setting	(dB)	(dB)	(dB)		
125 Hz	0.0	0.1	0.1	0.50	2.0
1000 Hz	0.0	0.0	0.0	0.60	1.0
4000 Hz	0.0	0.1	0.1	0.60	3.0
8000 Hz	-0.5	-0.5	-0.4	0.70	5.0

Certificate No : 22-ACT-037

Request No : Req-2022-0096

5. Electrical signal test of frequency weightings, Weighting network response with relative to 1 kHz

UUC Setting		Deviation from various Frequency			UNCERTAINTY	Acceptance
FAST / 37-139		Weighting Response curve				Limit
STD Setting		A (dB)	C (dB)	Z (dB)	(± dB)	(± dB)
63 Hz		-0.2	-0.1	0.0	0.2	2.0
125 Hz		-0.1	0.0	0.0		1.5
250 Hz		-0.1	0.0	0.0		1.5
500 Hz		-0.1	0.0	0.0		1.5
1000 Hz		0.0	0.0	0.0		1.0
2000 Hz		0.0	0.0	0.0		2.0
4000 Hz		0.0	0.0	0.0		3.0
8000 Hz		-0.1	-0.1	0.0		5
16000 Hz		-0.1	-0.1	-0.1		+5, -INF.

6. Frequency and time weightings at 1kHz

UUC Setting	STD	Measured		UNCERTAINTY (± dB)	Acceptance
FAST / 37-139	REF	UUC	ERR		Limit
UUC Weighting	(dB)	(dB)	(dB)	0.2	(± dB)
A	114.00	114.0	0.0		0.2
C	114.00	114.0	0.0		0.2
Z	114.00	114.0	0.0		0.2

UUC Setting	STD	Measured		UNCERTAINTY (± dB)	Acceptance
37-139 / A	REF	UUC	ERR		Limit
UUC Time Response	(dB)	(dB)	(dB)	0.2	(± dB)
Fast	114.00	114.0	0.0		0.1
Slow	114.00	114.0	0.0		0.1
Leq	114.00	114.0	0.0		0.1

Certificate No : 22-ACT-037

Request No : Req-2022-0096

7. Long Term Stability

UUC Setting	Measured	UNCERTAINTY (\pm dB)	Acceptance Limit (\pm dB)
FAST / A / 37-139	UUC		
STD Setting	(dB)		
Initial	114.0		
Final	114.0		
Deviated	0.0	0.1	0.3

8. Level linearity on the reference level range

UUC Setting	Anticipated	Deviation		UNCERTAINTY (\pm dB)	Acceptance Limit (\pm dB)
FAST / A / 37-139	REF (dB)	UUC	ERR		
STD dB		(dB)	(dB)		
139.00	139	139.0	0.0	0.3	1.1
134.00	134	134.0	0.0		1.1
129.00	129	129.0	0.0		1.1
124.00	124	124.0	0.0		1.1
119.00	119	119.0	0.0		1.1
114.00	114	114.0	0.0		1.1
109.00	109	109.0	0.0		1.1
104.00	104	104.0	0.0		1.1
99.00	99	99.0	0.0		1.1
94.00	94	93.9	-0.1		1.1
89.00	89	88.9	-0.1		1.1
84.00	84	83.9	-0.1		1.1
79.00	79	78.9	-0.1		1.1
74.00	74	73.9	-0.1		1.1
69.00	69	69.0	0.0		1.1
64.00	64	64.0	0.0		1.1
59.00	59	59.0	0.0		1.1
54.00	54	54.0	0.0		1.1
49.00	49	49.0	0.0		0.8
44.00	44	44.1	0.1		1.1
39.00	39	39.4	0.4		1.1
38.00	38	38.5	0.5		1.1
37.00	37	37.6	0.6		1.1

Certificate No : 22-ACT-037

Request No : Req-2022-0096

9. Level linearity including the level range control

UUC Setting	STD	Measured		UNCERTAINTY	Acceptance
FAST / A	REF	UUC	ERR	(± dB)	Limit
UUC Range	(dB)	(dB)	(dB)		(± dB)
37-139	44.1	44.2	0.1	0.3	1.1
	114	114.0	0.0		1.1

10. Tone burst response

UUC Setting	STD	Anticipated	Measured		UNCERTAINTY	Acceptance
A / 37-139	Toneburst	Ref	UUC	ERR	(± dB)	Limit
UUC Time Response	(ms)	(dB)	(dB)	(dB)		(± dB)
Fast	200	135.0	135.0	0.0	0.3	1
	2	118.0	117.7	-0.3		+1.0, -2.5
	0.25	109.0	108.8	-0.2		+1.5, -5.0
Slow	200	128.6	128.5	-0.1		1
	2	109.0	108.9	-0.1		+1.0, -5.0
SEL	200	129.0	129.1	+0.1		1
	2	109.0	108.9	-0.1		+1.0, -2.5
	0.25	100.0	100.0	0.0		+1.5, -5.0

11. Peak C Sound level

UUC Setting	Anticipated	Measured		UNCERTAINTY	Acceptance
FAST / C / 95-142	REF	UUC	ERR	(± dB)	Limit
STD Setting	(dB)	(dB)	(dB)		(± dB)
Complete cycle	137.4	136.8	-0.60	0.2	3.0
Positive half cycle	136.4	136.1	-0.30		2.0
Negative half cycle	136.4	136.2	-0.20		2.0

Certificate No : 22-ACT-037

Request No : Req-2022-0096

12. Overload indication

UUC Setting	Measured	UNCERTAINTY (± dB)	Acceptance Limit
FAST / A / 37-139	UUC		(± dB)
STD Setting	(dB)		
Positive one-half cycle	142.9		
Negative one-half cycle	142.9		
Deviated	0.0	0.2	1.5

13. High Level Stability

UUC Setting	Measured	UNCERTAINTY (± dB)	Acceptance Limit
FAST / A / 37-139	UUC		(± dB)
STD Setting	(dB)		
Initial	138.0		
Final	138.0		
Deviated	0.0	0.1	0.3

End of Certificate

Certificate of Calibration

Customer

Name : UNITED ANALYST AND ENGINEERING CONSULTANT CO.,LTD. Certificate No : 22-ACT-035
Address : 81 Soi Udomsuk 41, Sukhumvit Road, Bangchak, Prakanong, Bangkok Request No : Req-2022-0094
10260

Unit Under Calibration Details

Measurement item : Sound Level Meter Microphone Class : 2
Manufacturer : LARSON DAVIS Microphone Model : 375A04
Model : LxT2 Microphone S/N : 328675
Serial Number : 0005398 Preamplifier Model : PRMLxT2C
ID : UAE.EFM.035/2564 Preamplifier S/N : 073793
Resolution : 0.1 dB Instrument Status : Used

Calibration Environment and Details

Temperature : 23 °C ± 2 °C
Humidity : 50 %RH ± 20 %RH
Barometric Pressure : 1013 hPa ± 10 hPa
Received Date : 14 January 2022
Calibrated Date : 21 January 2022
Calibration Procedure : In-house method CP-SLM-01 based on IEC 61672-3 : 2013 Electroacoustics - Sound level meters - Part 3: Periodic tests
Location of Calibration : Lab Acoustic


Reference Standard

Instrument	Brand	Model	SN.	Due calibration	Traceability
Standard Microphone	GRAS	40AN	188273	15 September 2022	GRAS
Multifrequency Calibrator	Quest	Quest-cal	EFA000234	14 June 2022	TSI
Audio Generator	Svantek	Svan401	131	18 October 2022	WK Electric


Note

The reported uncertainty is based on standard uncertainty multiplied by the Coverage Factor $k = 2$, providing a level of confidence approximately 95 %.

Calibrated By :


Mr. Noppadon Luangart
Calibration Officer

Approved By :


Mr. Pacit Mathavorn
Calibration Engineer Supervisor

Issue Date : 21 January 2022

Certificate No : 22-ACT-035

Request No : Req-2022-0094

1. Indication at the calibration check frequency

UUC Setting	Nominal Level (dB)	Before Adjust		Adjust		UNCERTAINTY (± dB)	Acceptance Limit (± dB)
FAST / A / 37-139		UUC (dB)	ERR (dB)	UUC (dB)	ERR (dB)		
Calibrator Setting							
1000 Hz 114.00 dB	113.85	114.0	+0.15	113.9	0.05	0.20	0.3

Note : Absolute sensitivity was established by the use of Sound Calibrator Brand SVANTEK, Model SV 35A, SN.58079

2. Self-generated noise, Microphone installed

UUC Setting	Measured (dB)	UNCERTAINTY (± dB)
FAST / 37-139		
UUC Weighting		
A	28.1	0.10

3. Self-generated noise, Microphone replaced by the electrical input signal device

UUC Setting	Measured (dB)	UNCERTAINTY (± dB)
FAST / 37-139		
UUC Weighting		
A	27.9	0.10
C	27.3	0.10
Z	31.9	0.10

4. Acoustic signal test of frequency weightings (Without Windscreen)

UUC Setting	Deviation from various Frequency Weighting Responce curve			UNCERTAINTY (± dB)	Acceptance Limit (± dB)
	A (dB)	C (dB)	Z (dB)		
STD Setting					
125 Hz	0.0	0.0	0.0	0.50	2.0
1000 Hz	0.0	0.0	0.0	0.60	1.0
4000 Hz	0.4	0.3	0.3	0.60	3.0
8000 Hz	-0.1	-0.2	-0.1	0.70	5.0

Certificate No : 22-ACT-035

Request No : Req-2022-0094

5. Electrical signal test of frequency weightings, Weighting network response with relative to 1 kHz

UUC Setting	Deviation from various Frequency			UNCERTAINTY	Acceptance
FAST / 37-139	Weighting Response curve				Limit
STD Setting	A (dB)	C (dB)	Z (dB)	(± dB)	(± dB)
63 Hz	-0.2	-0.1	-0.1	0.2	2.0
125 Hz	-0.1	0.0	-0.1		1.5
250 Hz	-0.1	0.0	-0.1		1.5
500 Hz	-0.1	0.0	-0.1		1.5
1000 Hz	0.0	0.0	0.0		1.0
2000 Hz	0.0	0.0	0.0		2.0
4000 Hz	0.0	0.0	0.0		3.0
8000 Hz	-0.1	-0.1	0.0		5
16000 Hz	-0.1	-0.1	-0.1		+5, -INF.

6. Frequency and time weightings at 1kHz

UUC Setting	STD	Measured		UNCERTAINTY (± dB)	Acceptance
FAST / 37-139	REF	UUC	ERR		Limit
UUC Weighting	(dB)	(dB)	(dB)	(± dB)	(± dB)
A	114.00	114.0	0.0	0.2	0.2
C	114.00	114.0	0.0		0.2
Z	114.00	114.0	0.0		0.2

UUC Setting	STD	Measured		UNCERTAINTY (± dB)	Acceptance
37-139 / A	REF	UUC	ERR		Limit
UUC Time Response	(dB)	(dB)	(dB)	(± dB)	(± dB)
Fast	114.00	114.0	0.0	0.2	0.1
Slow	114.00	114.0	0.0		0.1
Leq	114.00	114.0	0.0		0.1

Certificate No : 22-ACT-035

Request No : Req-2022-0094

7. Long Term Stability

UUC Setting	Measured	UNCERTAINTY (± dB)	Acceptance Limit (± dB)
FAST / A / 37-139	UUC		
STD Setting	(dB)		
Initial	114.0		
Final	114.0		
Deviated	0.0	0.1	0.3

8. Level linearity on the reference level range

UUC Setting	Anticipated	Deviation		UNCERTAINTY (± dB)	Acceptance Limit (± dB)
FAST / A / 37-139	REF	UUC	ERR		
STD dB	(dB)	(dB)	(dB)		
139.00	139	139.0	0.0	0.3	1.1
134.00	134	134.0	0.0		1.1
129.00	129	129.0	0.0		1.1
124.00	124	124.0	0.0		1.1
119.00	119	119.0	0.0		1.1
114.00	114	114.0	0.0		1.1
109.00	109	109.0	0.0		1.1
104.00	104	104.0	0.0		1.1
99.00	99	99.0	0.0		1.1
94.00	94	93.9	-0.1		1.1
89.00	89	88.9	-0.1		1.1
84.00	84	83.9	-0.1		1.1
79.00	79	78.9	-0.1		1.1
74.00	74	73.9	-0.1		1.1
69.00	69	69.0	0.0		1.1
64.00	64	63.9	-0.1		1.1
59.00	59	59.0	0.0		1.1
54.00	54	54.0	0.0		1.1
49.00	49	49.0	0.0		0.8
44.00	44	44.1	0.1		1.1
39.00	39	39.3	0.3		1.1
38.00	38	38.3	0.3		1.1
37.00	37	37.5	0.5		1.1

Certificate No : 22-ACT-035

Request No : Req-2022-0094

9. Level linearity including the level range control

UUC Setting	STD	Measured		UNCERTAINTY (± dB)	Acceptance
FAST / A	REF	UUC	ERR		Limit
UUC Range	(dB)	(dB)	(dB)		(± dB)
37-139	43.2	43.4	0.2	0.3	1.1
	114	114.0	0.0		1.1

10. Tone burst response

UUC Setting	STD	Anticipated	Measured		UNCERTAINTY (± dB)	Acceptance
A / 37-139	Toneburst	Ref	UUC	ERR		Limit
UUC Time Respo	(ms)	(dB)	(dB)	(dB)		(± dB)
Fast	200	135.0	135.0	0.0	0.3	1
	2	118.0	117.9	-0.1		+1.0, -2.5
	0.25	109.0	108.7	-0.3		+1.5, -5.0
Slow	200	128.6	128.5	-0.1		1
	2	109.0	108.9	-0.1		+1.0, -5.0
SEL	200	129.0	129.0	0.0		1
	2	109.0	109.1	+0.1		+1.0, -2.5
	0.25	100.0	99.9	-0.1		+1.5, -5.0

11. Peak C Sound level

UUC Setting	Anticipated	Measured		UNCERTAINTY (± dB)	Acceptance
FAST / C / 95-142	REF	UUC	ERR		Limit
STD Setting	(dB)	(dB)	(dB)		(± dB)
Complete cycle	137.4	136.8	-0.60	0.2	3.0
Positive half cycle	136.4	136.1	-0.30		2.0
Negative half cycle	136.4	136.1	-0.30		2.0

Certificate No : 22-ACT-035

Request No : Req-2022-0094

12. Overload indication

UUC Setting	Measured	UNCERTAINTY (± dB)	Acceptance Limit
FAST / A / 37-139	UUC		(± dB)
STD Setting	(dB)		
Positive one-half cycle	142.3		
Negative one-half cycle	142.0		
Deviated	0.3	0.2	1.5

13. High Level Stability

UUC Setting	Measured	UNCERTAINTY (± dB)	Acceptance Limit
FAST / A / 37-139	UUC		(± dB)
STD Setting	(dB)		
Initial	138.0		
Final	138.0		
Deviated	0.0	0.1	0.3

End of Certificate

Certificate of Calibration

Customer

Name : UNITED ANALYST AND ENGINEERING CONSULTANT CO.,LTD. Certificate No : 22-ACT-036
Address : 81 Soi Udomsuk 41, Sukhumvit Road, Bangchak, Prakanong, Bangkok Request No : Req-2022-0095
10260

Unit Under Calibration Details

Measurement item : Sound Level Meter Microphone Class : 2
Manufacturer : LARSON DAVIS Microphone Model : 375A04
Model : LxT2 Microphone S/N : 328676
Serial Number : 0005400 Preamplifier Model : PRMLxT2C
ID : UAE.EFM.037/2564 Preamplifier S/N : 073803
Resolution : 0.1 dB Instrument Status : Used

Calibration Environment and Details

Temperature : 23 °C ± 2 °C
Humidity : 50 %RH ± 20 %RH
Barometric Pressure : 1013 hPa ± 10 hPa
Received Date : 14 January 2022
Calibrated Date : 21 January 2022
Calibration Procedure : In-house method CP-SLM-01 based on IEC 61672-3 : 2013 Electroacoustics - Sound level meters - Part 3: Periodic tests
Location of Calibration : Lab Acoustic


Reference Standard

Instrument	Brand	Model	SN.	Due calibration	Traceability
Standard Microphone	GRAS	40AN	188273	15 September 2022	GRAS
Multifrequency Calibrator	Quest	Quest-cal	EFA000234	14 June 2022	TSI
Audio Generator	SvanteK	Svan401	131	18 October 2022	WK Electric


Note

The reported uncertainty is based on standard uncertainty multiplied by the Coverage Factor $k = 2$, providing a level of confidence approximately 95 %.

Calibrated By :


Mr. Noppadon Luangart
Calibration Officer

Approved By :


Mr. Pacit Mathavorn
Calibration Engineer Supervisor

Issue Date : 21 January 2022

Certificate No : 22-ACT-036

Request No : Req-2022-0095

1. Indication at the calibration check frequency

UUC Setting	Nominal Level (dB)	Before Adjust		Adjust		UNCERTAINTY (\pm dB)	Acceptance Limit (\pm dB)
FAST / A / 37-139		UUC (dB)	ERR (dB)	UUC (dB)	ERR (dB)		
Calibrator Setting							
1000 Hz 114.00 dB	113.85	113.9	+0.05	113.9	0.05	0.20	0.3

Note : Absolute sensitivity was established by the use of Sound Calibrator Brand SVANTEK, Model SV 35A, SN.58079

2. Self-generated noise, Microphone installed

UUC Setting	Measured (dB)	UNCERTAINTY (\pm dB)
FAST / 37-139		
UUC Weighting		
A	29.0	0.10

3. Self-generated noise, Microphone replaced by the electrical input signal device

UUC Setting	Measured (dB)	UNCERTAINTY (\pm dB)
FAST / 37-139		
UUC Weighting		
A	28.8	0.10
C	28.2	0.10
Z	32.9	0.10

4. Acoustic signal test of frequency weightings (Without Windscreen)

UUC Setting	Deviation from various Frequency Weighting Responce curve			UNCERTAINTY (\pm dB)	Acceptance Limit (\pm dB)
	A (dB)	C (dB)	Z (dB)		
STD Setting					
125 Hz	-0.1	0.1	0.0	0.50	2.0
1000 Hz	0.0	0.0	0.0	0.60	1.0
4000 Hz	0.5	0.5	0.6	0.60	3.0
8000 Hz	0.4	0.4	0.5	0.70	5.0

Certificate No : 22-ACT-036

Request No : Req-2022-0095

5. Electrical signal test of frequency weightings, Weighting network response with relative to 1 kHz

UUC Setting	Deviation from various Frequency			UNCERTAINTY	Acceptance
FAST / 37-139	Weighting Response curve				Limit
STD Setting	A (dB)	C (dB)	Z (dB)	(± dB)	(± dB)
63 Hz	-0.2	-0.1	0.0	0.2	2.0
125 Hz	-0.1	0.0	0.0		1.5
250 Hz	-0.1	0.0	0.0		1.5
500 Hz	-0.1	0.0	0.0		1.5
1000 Hz	0.0	0.0	0.0		1.0
2000 Hz	0.0	0.0	0.0		2.0
4000 Hz	0.0	0.0	0.0		3.0
8000 Hz	-0.1	0.0	0.0		5
16000 Hz	-0.1	-0.1	0.0		+5, -INF.

6. Frequency and time weightings at 1kHz

UUC Setting	STD	Measured		UNCERTAINTY (± dB)	Acceptance Limit
FAST / 37-139	REF	UUC	ERR		Limit
UUC Weighting	(dB)	(dB)	(dB)	(± dB)	(± dB)
A	114.00	114.0	0.0	0.2	0.2
C	114.00	114.0	0.0		0.2
Z	114.00	114.0	0.0		0.2

UUC Setting	STD	Measured		UNCERTAINTY (± dB)	Acceptance Limit
37-139 / A	REF	UUC	ERR		Limit
UUC Time Response	(dB)	(dB)	(dB)	(± dB)	(± dB)
Fast	114.00	114.0	0.0	0.2	0.1
Slow	114.00	114.0	0.0		0.1
Leq	114.00	114.0	0.0		0.1

Certificate No : 22-ACT-036

Request No : Req-2022-0095

7. Long Term Stability

UUC Setting	Measured	UNCERTAINTY (± dB)	Acceptance Limit (± dB)
FAST / A / 37-139	UUC		
STD Setting	(dB)		
Initial	114.0		
Final	114.0		
Deviated	0.0	0.1	0.3

8. Level linearity on the reference level range

UUC Setting	Anticipated	Deviation		UNCERTAINTY (± dB)	Acceptance Limit (± dB)
FAST / A / 37-139	REF	UUC	ERR		
STD dB	(dB)	(dB)	(dB)		
139.00	139	139.0	0.0	0.3	1.1
134.00	134	134.0	0.0		1.1
129.00	129	129.0	0.0		1.1
124.00	124	124.0	0.0		1.1
119.00	119	119.0	0.0		1.1
114.00	114	114.0	0.0		1.1
109.00	109	109.0	0.0		1.1
104.00	104	104.0	0.0		1.1
99.00	99	99.0	0.0		1.1
94.00	94	93.9	-0.1		1.1
89.00	89	88.9	-0.1		1.1
84.00	84	83.9	-0.1		1.1
79.00	79	78.9	-0.1		1.1
74.00	74	73.9	-0.1		1.1
69.00	69	69.0	0.0		1.1
64.00	64	63.9	-0.1		1.1
59.00	59	59.0	0.0		1.1
54.00	54	54.0	0.0		1.1
49.00	49	49.0	0.0		0.8
44.00	44	44.1	0.1		1.1
39.00	39	39.3	0.3		1.1
38.00	38	38.3	0.3		1.1
37.00	37	37.5	0.5		1.1

Certificate No : 22-ACT-036

Request No : Req-2022-0095

9. Level linearity including the level range control

UUC Setting	STD	Measured		UNCERTAINTY	Acceptance
FAST / A	REF	UUC	ERR		Limit
UUC Range	(dB)	(dB)	(dB)	(± dB)	(± dB)
37-139	42.9	43.2	0.3	0.3	1.1
	114	114.0	0.0		1.1

10. Tone burst response

UUC Setting	STD	Anticipated	Measured		UNCERTAINTY	Acceptance
A / 37-139	Toneburst	Ref	UUC	ERR		Limit
UUC Time Response	(ms)	(dB)	(dB)	(dB)	(± dB)	(± dB)
Fast	200	135.0	135.0	0.0	0.3	1
	2	118.0	117.8	-0.2		+1.0, -2.5
	0.25	109.0	108.8	-0.2		+1.5, -5.0
Slow	200	128.6	128.5	-0.1		1
	2	109.0	108.8	-0.2		+1.0, -5.0
SEL	200	129.0	129.0	0.0		1
	2	109.0	109.0	0.0		+1.0, -2.5
	0.25	100.0	99.9	-0.1		+1.5, -5.0

11. Peak C Sound level

UUC Setting	Anticipated	Measured		UNCERTAINTY	Acceptance
FAST / C / 95-142	REF	UUC	ERR		Limit
STD Setting	(dB)	(dB)	(dB)	(± dB)	(± dB)
Complete cycle	137.4	136.9	-0.50	0.2	3.0
Positive half cycle	136.4	136.2	-0.20		2.0
Negative half cycle	136.4	136.2	-0.20		2.0

Certificate No : 22-ACT-036

Request No : Req-2022-0095

12. Overload indication

UUC Setting	Measured	UNCERTAINTY	Acceptance
FAST / A / 37-139	UUC		Limit
STD Setting	(dB)	(± dB)	(± dB)
Positive one-half cycle	142.1		
Negative one-half cycle	141.9		
Deviated	0.2	0.2	1.5

13. High Level Stability

UUC Setting	Measured	UNCERTAINTY	Acceptance
FAST / A / 37-139	UUC		Limit
STD Setting	(dB)	(± dB)	(± dB)
Initial	138.0		
Final	138.0		
Deviated	0.0	0.1	0.3

End of Certificate

แผนการติดตามตรวจสอบผลกระทบสิ่งแวดล้อมและการตรวจสอบการปฏิบัติตามมาตรการป้องกันและแก้ไขผลกระทบสิ่งแวดล้อม ประจำปี 2565

โครงการรถไฟฟ้ามหานคร สายสีน้ำเงิน ช่วงบางซื่อ - ท่าพระ

ประจำเดือนตุลาคม พ.ศ. 2565

รายการเครื่องมือหลักประจำห้องปฏิบัติการวิเคราะห์ สำหรับตรวจวิเคราะห์คุณภาพสิ่งแวดล้อม

No.	Instrument/Equipment	Parameter	Manufacturer	Model/Serial No.	Calibrator	Certification No.	Date of Calibration	Due date of Calibration*	Remark
Laboratory Instrument/Equipments.(คุณภาพอากาศ)									
1	Analytical Balance (Readability 0.0001 g.)	ฝุ่นละอองรวม (TSP) ฝุ่นละอองขนาดเล็กไม่เกิน 10 ไมครอน (PM10)	Mettler-Toledo	AB204-S / 1128312528	National Food Institute, Ministry of Industry, Thailand	TH2058-097-040722- ACC-TH	7 Apr 22	45022	-
2	Analytical Balance (Readability 0.0001 g.)		Mettler-Toledo	AB204-S/FACT / B108115858	National Food Institute, Ministry of Industry, Thailand	TH2058-098-040722- ACC-TH	7 Apr 22	45022	-
Laboratory Instrument/Equipments.(คุณภาพน้ำ)									
3	pH Meter	ค่าความเป็นกรด-ด่าง (pH) ค่าอุณหภูมิ (Temperature)	Hanna Instrument	HI2020-02 / C0051107	National Food Institute, Ministry of Industry, Thailand	2203135-001-01	8 Jun 22	7 Jun 23	-
4	pH Meter		Mettler-Toledo	Seven Easy S20 / 1231155210	National Food Institute, Ministry of Industry, Thailand	2201793-001-01	1 Mar 22	28 Feb 23	-
5	BOD Incubator	ความสกปรกในรูปบีโอดี Biochemical Oxygen Demand (BOD)	Arco	UR-1320 / (UAE.WAO.006/2553)	Technology Promotion Association (Thailand-Japan)	22TM306	7 Apr 22	6 Apr 23	-
6	BOD Incubator		Arco	UC4-1320 / (UAE.WAO.002/2550)	Technology Promotion Association (Thailand-Japan)	21TM1405	17 Aug 21	16 Aug 22	-
7	Analytical Balance (Readability 0.1 mg)	Oil & Grease (น้ำมันและไขมัน)	Mettler-Toledo	AB-204S/FACT / 1129361010	National Food Institute, Ministry of Industry, Thailand	2203120-001-01	1 Jun 22	31 May 23	-
8	Analytical Balance (Readability 0.00001 g)	ของแข็งแขวนลอยทั้งหมด (Total Suspended Solids : TSS)	Mettler-Toledo	XSR205DU / C009071872	Technology Promotion Association (Thailand-Japan)	22MM210	26 Apr 22	25 Apr 23	-
9	Hot Air Oven	ของแข็งละลายน้ำทั้งหมด (Total Dissolved Solids : TDS)	Memmert	UF55 / B212.0411	Technology Promotion Association (Thailand-Japan)	22TM304	7 Apr 22	6 Apr 23	-
10	UV-VIS Spectrophotometer	ไนเตรท (Nitrate) ฟอสเฟต (Phosphate)	Agilent Technologies	Cary60 G6860A / MY15410009	DQE Services Co.,Ltd.	SP22-016	31 May 22	30 May 23	-

แผนการติดตามตรวจสอบผลกระทบสิ่งแวดล้อมและการตรวจสอบการปฏิบัติตามมาตรการป้องกันและแก้ไขผลกระทบสิ่งแวดล้อม ประจำปี 2565

โครงการรถไฟฟ้ามหานคร สายสีน้ำเงิน ช่วงบางซื่อ - ท่าพระ

ประจำเดือนตุลาคม พ.ศ. 2565

รายการเครื่องมือหลักประจำห้องปฏิบัติการวิเคราะห์ สำหรับตรวจวิเคราะห์คุณภาพสิ่งแวดล้อม

No.	Instrument/Equipment	Parameter	Manufacturer	Model/Serial No.	Calibrator	Certification No.	Date of Calibration	Due date of Calibration*	Remark
11	UV-VIS Spectrophotometer	ไนเตรทในหน่วยไนโตรเจน (Nitrate-Nitrogen)	Hitachi	U-1900 / 2021-064	DQE Services Co.,Ltd.	SP22-007	20 Jan 22	19 Jan 23	-
12	Incubator	โคลิฟอร์มแบคทีเรียทั้งหมด (Total Coliform Bacteria)	Memmert	IF 75 / D317.0305	Technology Promotion Association (Thailand-Japan)	22TM670	3 May 22	2 May 23	-
13	Incubator		Memmert	IPP 260 / V615.0187	Technology Promotion Association (Thailand-Japan)	22TM563	7 Apr 22	6 Apr 23	-
14	Water Bath		Memmert	WNE 14 / L416.0606	Technology Promotion Association (Thailand-Japan)	22TM333	17 Feb 22	16 Feb 23	-
15	Water Bath		Memmert	WNE 14 / L414.1407	Technology Promotion Association (Thailand-Japan)	22TM565	7 Apr 22	6 Apr 23	-
16	Analytical Balance		Mettler-Toledo	MS603S / B0070110311	Mettler-Toledo (Thailand) Ltd.	058-096-040722-ACC	7 Apr 22	6 Apr 23	-
17	Auto Clave		ALP	CL-40L / 807298	Technology Promotion Association (Thailand-Japan)	22TM1121	11 Jul 22	10 Jul 23	-

Due Date of Calibration* : Schedule the program once a year at least once a year.

Mettler-Toledo (Thailand) Ltd.

846/4 - 846/5 Lasalle Rd., Bangna Tai Sub-District

Bangna District, Bangkok 10260

+66 2723 0382

MT-TH.ServiceSupport@mt.com



NSC-TISI-TIS 17025
CALIBRATION 0062

Accuracy Calibration Certificate

Customer

Company: United Analyst and Engineering Consultant Co., Ltd.
Address: 3 Soi Udom Suk 41, Sukhumvit Rd., Bang Chak
City: Phra Khanong Contact: Suwit Chotnok
Zip / Postal: 10260
State / Province: Bangkok
Order Number: 
* 0 3 3 2 4 2 3 9 0 6 *

Weighing Device

Manufacturer: Mettler Toledo Instrument Type: Weighing Instrument
Model: AB204-S Asset Number: UAE.AIR.019/2550
Serial No.: 1128312528 Terminal Model: N/A
Building: N/A Terminal Serial No.: N/A
Floor: 2 Terminal Asset No.: N/A
Room: Balance Room 2 (206)

Range	Max. Capacity	Readability (d)
1	220 g	0.0001 g

Procedure



Calibration Guideline: EURAMET cg-18 v. 4.0 (11/2015)
METTLER TOLEDO Work Instruction: CP/W002/20

This calibration certificate contains measurements for As Found calibration. No As Left calibration was performed because the device was not modified after As Found calibration. Therefore, results for As Left correspond to As Found.

The sensitivity/span of the weighing instrument was adjusted before calibration with a built-in weight.

In accordance with EURAMET cg-18 (11/2015), the test loads were selected to reflect the specific use of the weighing device or to accommodate specific calibration conditions.

	Temperature		Humidity	
As Found	Start: 22.5 °C	End: 21.4 °C	Start: 56.1 %	End: 63.2 %

As Found Calibration Date: 07-Apr-2022 Calibrator: 
As Left Calibration Date: N/A
Issue Date: 08-Apr-2022
Approved Signatory: 
☒ Kassakorn Tassanachaisakul
☐ Santi Jitniyom
☐ Surachet Sukkate

Measurement Results

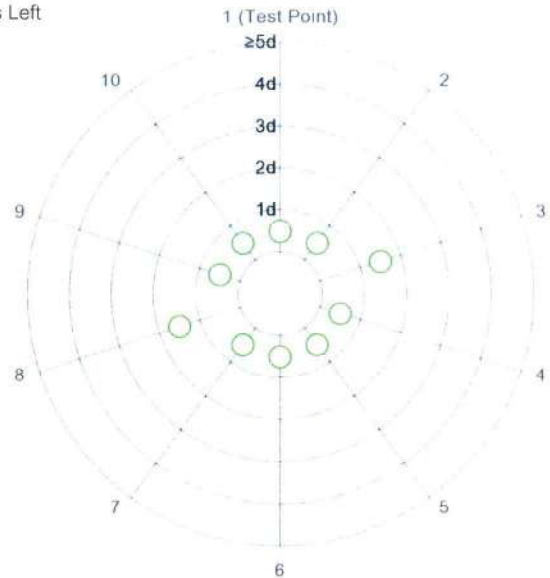
Repeatability

Test Load: 100 g

	As Found	As Left
1	99.9999 g	N/A
2	100.0000 g	N/A
3	99.9998 g	N/A
4	100.0000 g	N/A
5	99.9999 g	N/A
6	100.0000 g	N/A
7	99.9999 g	N/A
8	100.0001 g	N/A
9	99.9999 g	N/A
10	100.0000 g	N/A

Standard Deviation	0.00008 g	N/A
--------------------	-----------	-----

○ As Found
◆ As Left



The "d" in the graph represents the readability of the range/interval in which the test was performed.

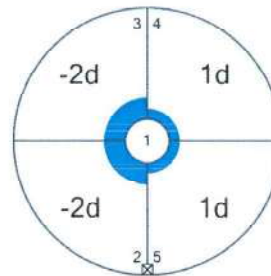
The results of this graph are based upon the absolute values of the differences from the mean value.

Eccentricity

Test Load: 100 g

Position	As Found	As Left
1	100.0000 g	N/A
2	99.9998 g	N/A
3	99.9998 g	N/A
4	100.0001 g	N/A
5	100.0001 g	N/A

Maximum Deviation	0.0002 g	N/A
-------------------	----------	-----



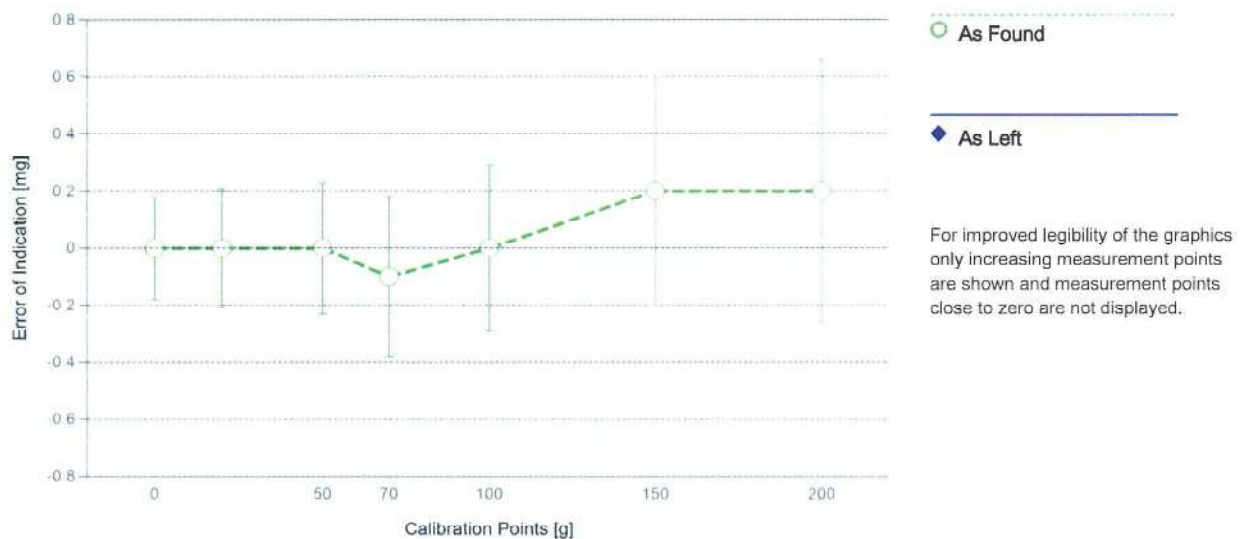
As Found

The "d" in the graph represents the readability of the range/interval in which the test was performed.

Error of Indication

As Found

	Reference Value	Indication	Error of Indication	Expanded Uncertainty	k
1	0.0000 g	0.0000 g	0.0000 g	0.18 mg	2
2	0.1000 g	0.1000 g	0.0000 g	0.19 mg	2
3	1.0000 g	0.9999 g	-0.0001 g	0.19 mg	2
4	5.0000 g	5.0000 g	0.0000 g	0.19 mg	2
5	10.0000 g	9.9999 g	-0.0001 g	0.20 mg	2
6	20.0000 g	20.0000 g	0.0000 g	0.21 mg	2
7	50.0000 g	50.0000 g	0.0000 g	0.23 mg	2
8	70.0001 g	70.0000 g	-0.0001 g	0.28 mg	2
9	100.0000 g	100.0000 g	0.0000 g	0.29 mg	2
10	150.0000 g	150.0002 g	0.0002 g	0.40 mg	2
11	200.0001 g	200.0003 g	0.0002 g	0.46 mg	2



The uncertainty stated is the expanded uncertainty at calibration obtained by multiplying the standard combined uncertainty by the coverage factor k – which can be larger than 2 according to EURAMET cg-18. The value of the measurand lies within the assigned range of values with a probability of approximately 95%.

The user is responsible for maintaining environmental conditions and the settings of the weighing instrument when it was calibrated.

Test Equipment

All weights used for metrological testing are traceable to national or international standards. The weights were calibrated and certified by an accredited calibration laboratory.

Weight Set 1: OIML E2

Weight Set No.:	WS80	Date of Issue:	23-Feb-2022
Certificate Number:	C208581631	Calibration Due Date:	14-Aug-2023

Thermo Hygrometer

Equipment No.:	IN161	Date of Issue:	14-Jun-2021
Certificate Number:	21H1220	Calibration Due Date:	01-Jun-2022

Remarks

Equipment condition: Good

Next calibration according to customer's procedure

Calibration data not decide by calibration laboratory

Test weight by Filter pan : 1 g = 0.9999 g, 3 g = 3.0000 g, 5 g = 5.0000 g

End of Accredited Section

The information below and any attachments to this calibration certificate are not part of the accredited calibration.

Measurement Uncertainty of the Weighing Instrument in Use

Stated is the expanded uncertainty with $k=2$ in use. The formula shall be used for the estimation of the uncertainty under consideration of the errors of indication. The value R represents the net load indication in the unit of measure of the device.

Temperature coefficient for the evaluation of the measurement uncertainty in use: $3.0 \cdot 10^{-6} / K$

Temperature range on site for the evaluation of the measurement uncertainty in use: 3 K

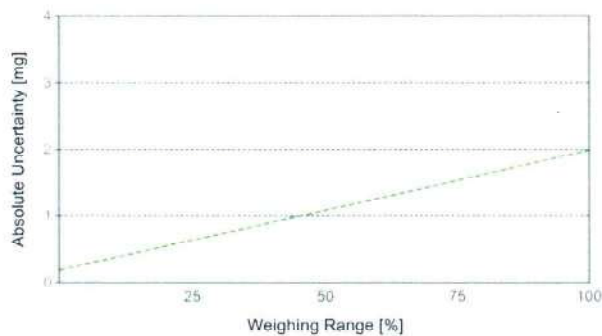
Linearization of Uncertainty Equation

Range			As Found	As Left
	d	Max		
1	0.0001 g	220 g	$U_1 = 0.19 \text{ mg} + 0.00817 \text{ mg/g} \cdot R$	N/A

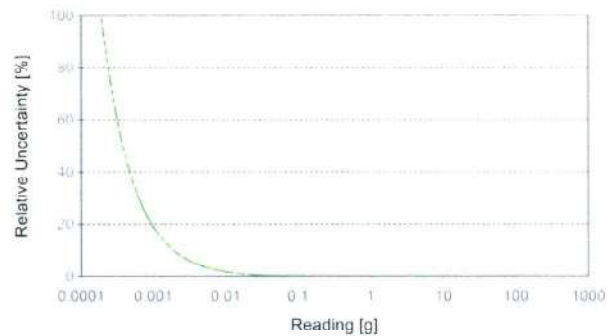
To optimize the stability of the linearization, besides of the zero load only increasing measurement points with a test load of 5% of the measurement range or larger are taken for the calculation of the linear equation.

Absolute and Relative Measurement Uncertainty in Use for Various Net Indications (Examples)

Net Indication	As Found		As Left	
0.0220 g	0.19 mg	0.86%	N/A	N/A
0.2200 g	0.19 mg	0.087%	N/A	N/A
2.2000 g	0.21 mg	0.0095%	N/A	N/A
22.0000 g	0.37 mg	0.0017%	N/A	N/A
220.0000 g	2.0 mg	0.00090%	N/A	N/A



As Found



As Left

Mettler-Toledo (Thailand) Ltd.
846/4 - 846/5 Lasalle Rd., Bangna Tai Sub-District
Bangna District, Bangkok 10260
+66 2723 0382
MT-TH.ServiceSupport@mt.com



Accuracy Calibration Certificate

Customer

Company: United Analyst and Engineering Consultant Co., Ltd.
Address: 3 Soi Udom Suk 41, Sukhumvit Rd., Bang Chak
City: Phra Khanong Contact: Suwit Chotnok
Zip / Postal: 10260
State / Province: Bangkok
Order Number: 
* 0 3 3 2 4 2 3 9 0 6 *

Weighing Device

Manufacturer: Mettler Toledo Instrument Type: Weighing Instrument
Model: AB204-S/FACT Asset Number: UAE.AIR.016/2555
Serial No.: B108115858 Terminal Model: N/A
Building: N/A Terminal Serial No.: N/A
Floor: 2 Terminal Asset No.: N/A
Room: Balance Room 2 (206)

Range	Max. Capacity	Readability (d)
1	220 g	0.0001 g

Procedure



Calibration Guideline: EURAMET cg-18 v. 4.0 (11/2015)
METTLER TOLEDO Work Instruction: CP/W002/20

This calibration certificate contains measurements for As Found and As Left calibrations.

The sensitivity/span of the weighing instrument was adjusted before As Found and As Left calibrations with a built-in weight.

In accordance with EURAMET cg-18 (11/2015), the test loads were selected to reflect the specific use of the weighing device or to accommodate specific calibration conditions.

	Temperature		Humidity	
As Found	Start: 22.6 °C	End: 22.1 °C	Start: 56.0 %	End: 51.9 %
As Left	Start: 22.3 °C	End: 22.4 °C	Start: 46.2 %	End: 55.8 %

As Found Calibration Date: 07-Apr-2022 Calibrator: 
As Left Calibration Date: 07-Apr-2022
Issue Date: 08-Apr-2022
Approved Signatory: 
☒ Kassakorn Tassanachaisakul
☐ Santi Jitniyom
☐ Surachet Sukkate

Measurement Results

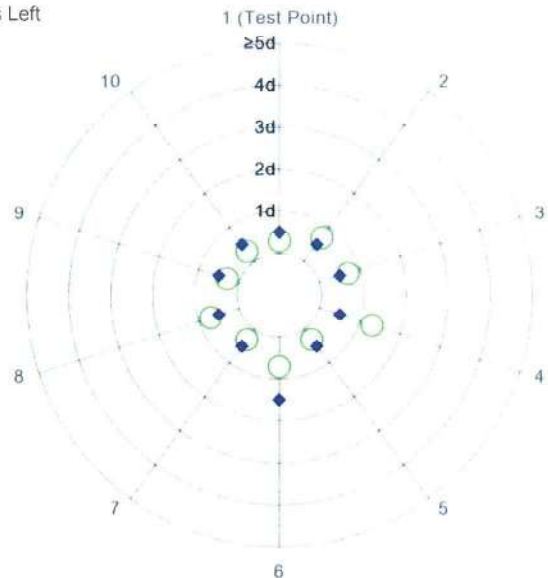
Repeatability

Test Load: 100 g

	As Found	As Left
1	100.0005 g	99.9999 g
2	100.0004 g	100.0000 g
3	100.0004 g	99.9999 g
4	100.0006 g	100.0000 g
5	100.0005 g	99.9999 g
6	100.0004 g	99.9998 g
7	100.0005 g	100.0000 g
8	100.0004 g	100.0000 g
9	100.0005 g	100.0000 g
10	100.0005 g	100.0000 g

Standard Deviation	0.00007 g	0.00007 g
--------------------	-----------	-----------

● As Found
◆ As Left



The "d" in the graph represents the readability of the range/interval in which the test was performed.

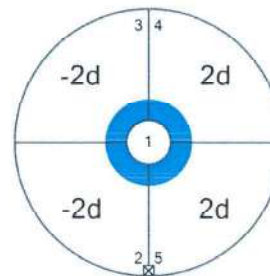
The results of this graph are based upon the absolute values of the differences from the mean value.

Eccentricity

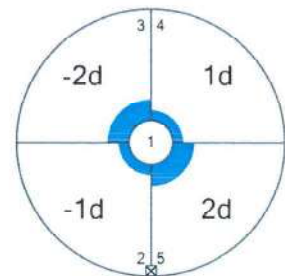
Test Load: 100 g

Position	As Found	As Left
1	100.0005 g	100.0000 g
2	100.0003 g	99.9999 g
3	100.0003 g	99.9998 g
4	100.0007 g	100.0001 g
5	100.0007 g	100.0002 g

Maximum Deviation	0.0002 g	0.0002 g
-------------------	----------	----------



As Found



As Left

The "d" in the graph represents the readability of the range/interval in which the test was performed.

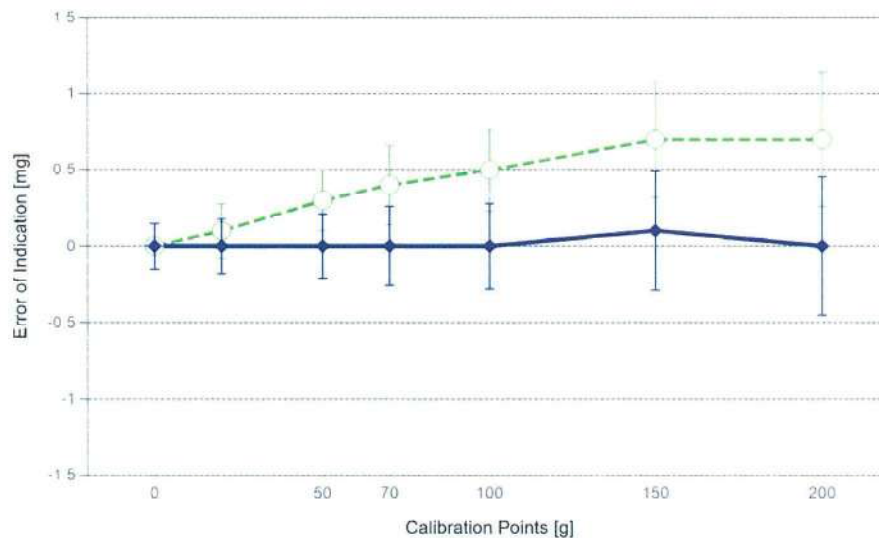
Error of Indication

As Found

	Reference Value	Indication	Error of Indication	Expanded Uncertainty	k
1	0.0000 g	0.0000 g	0.0000 g	0.15 mg	2
2	0.1000 g	0.1001 g	0.0001 g	0.16 mg	2
3	1.0000 g	0.9999 g	-0.0001 g	0.16 mg	2
4	5.0000 g	5.0000 g	0.0000 g	0.16 mg	2
5	10.0000 g	10.0001 g	0.0001 g	0.17 mg	2
6	20.0000 g	20.0001 g	0.0001 g	0.18 mg	2
7	50.0000 g	50.0003 g	0.0003 g	0.20 mg	2
8	70.0001 g	70.0005 g	0.0004 g	0.26 mg	2
9	100.0000 g	100.0005 g	0.0005 g	0.27 mg	2
10	150.0000 g	150.0007 g	0.0007 g	0.38 mg	2
11	200.0001 g	200.0008 g	0.0007 g	0.44 mg	2

As Left

	Reference Value	Indication	Error of Indication	Expanded Uncertainty	k
1	0.0000 g	0.0000 g	0.0000 g	0.15 mg	2
2	0.1000 g	0.1000 g	0.0000 g	0.16 mg	2
3	1.0000 g	0.9999 g	-0.0001 g	0.17 mg	2
4	5.0000 g	5.0000 g	0.0000 g	0.17 mg	2
5	10.0000 g	10.0000 g	0.0000 g	0.17 mg	2
6	20.0000 g	20.0000 g	0.0000 g	0.18 mg	2
7	50.0000 g	50.0000 g	0.0000 g	0.21 mg	2
8	70.0001 g	70.0001 g	0.0000 g	0.26 mg	2
9	100.0000 g	100.0000 g	0.0000 g	0.28 mg	2
10	150.0000 g	150.0001 g	0.0001 g	0.39 mg	2
11	200.0001 g	200.0001 g	0.0000 g	0.45 mg	2



○ As Found

◆ As Left

For improved legibility of the graphics only increasing measurement points are shown and measurement points close to zero are not displayed.

The uncertainty stated is the expanded uncertainty at calibration obtained by multiplying the standard combined uncertainty by the coverage factor k – which can be larger than 2 according to EURAMET cg-18. The value of the measurand lies within the assigned range of values with a probability of approximately 95%.

The user is responsible for maintaining environmental conditions and the settings of the weighing instrument when it was calibrated.

Test Equipment

All weights used for metrological testing are traceable to national or international standards. The weights were calibrated and certified by an accredited calibration laboratory.

Weight Set 1: OIML E2

Weight Set No.:	WS80	Date of Issue:	23-Feb-2022
Certificate Number:	C208581631	Calibration Due Date:	14-Aug-2023

Thermo Hygrometer

Equipment No.:	IN161	Date of Issue:	14-Jun-2021
Certificate Number:	21H1220	Calibration Due Date:	01-Jun-2022

Remarks

FACT adjustment functionality activated
Value of the built-in weight adjusted
Equipment condition: Good
Next calibration according to customer's procedure
Calibration data not decide by calibration laboratory
Test weight by Filter pan : 1 g = 1.0000 g, 3 g = 3.0000 g, 5 g = 5.0000 g

End of Accredited Section

The information below and any attachments to this calibration certificate are not part of the accredited calibration.

Measurement Uncertainty of the Weighing Instrument in Use

Stated is the expanded uncertainty with $k=2$ in use. The formula shall be used for the estimation of the uncertainty under consideration of the errors of indication. The value R represents the net load indication in the unit of measure of the device.

Temperature coefficient for the evaluation of the measurement uncertainty in use: $2.5 \cdot 10^{-6} / K$

Temperature range on site for the evaluation of the measurement uncertainty in use: 3 K

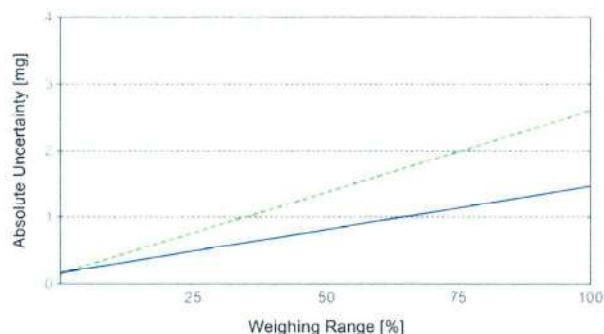
Linearization of Uncertainty Equation

Range			As Found	As Left
	d	Max		
1	0.0001 g	220 g	$U_1 = 0.16 \text{ mg} + 0.0111 \text{ mg/g} \cdot R$	$U_1 = 0.16 \text{ mg} + 0.00592 \text{ mg/g} \cdot R$

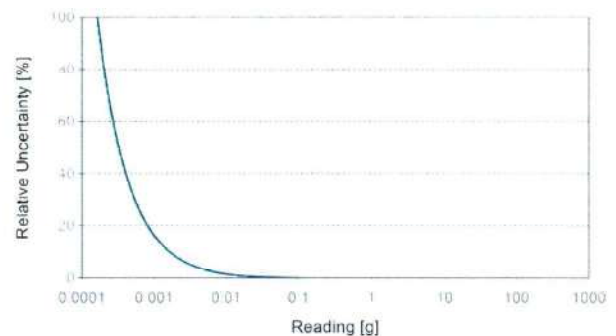
To optimize the stability of the linearization, besides of the zero load only increasing measurement points with a test load of 5% of the measurement range or larger are taken for the calculation of the linear equation.

Absolute and Relative Measurement Uncertainty in Use for Various Net Indications (Examples)

Net Indication	As Found		As Left	
0.0220 g	0.16 mg	0.73%	0.16 mg	0.73%
0.2200 g	0.16 mg	0.074%	0.16 mg	0.073%
2.2000 g	0.18 mg	0.0084%	0.17 mg	0.0079%
22.0000 g	0.40 mg	0.0018%	0.29 mg	0.0013%
220.0000 g	2.6 mg	0.0012%	1.5 mg	0.00066%



As Found



As Left


Calibration Certificate

Certificate No.: 2203135- 001-01
Client name: UNITED ANALYST AND ENGINEERING CONSULTANT CO.,LTD.
Address: 3 Soi Udomsuk 41, Sukhumvit Road,
Bangchack, Prakhonong, Bangkok 10260

Page 1 of 5

Equipment: pH Meter
Manufacturer: HANNA INSTRUMENTS
Model: HI2020-02
Serial No.: C0051107
ID No.: UAE.WAO.005/2557
Order No.: 2203135
Operation No.: 2203135-001
Date of Receipt: 7 June 2022
Date of Calibration: 8 June 2022

Calibrated by Mr.Manas Somsak
Specialist

Approved by 
(Mr.Phongsakorn)

Manager, Division of Calibration Laboratory

Date of Issue: 13 June 2022

Responsible for the Technical Management Team

The uncertainties are for a confidence probability of approximately 95%.

This Certificate is issued in accordance with the conditions of accreditation granted by the Thai Laboratory Accreditation Scheme which has assessed the measurement capability of the laboratory and its traceability to recognized national standards and to the units of measurement realized at the corresponding national standards laboratory. This certificate may not be reproduced other than in full except with the prior written approval of the National Food Institute.

F-CS-009 Revision: 01 Date: 20-04-65



Calibration Report

Certificate No.: 2203135- 001-01

Equipment: pH Meter
Resolution: 0.01 pH ; 0.1 mV
Manufacturer: HANNA INSTRUMENTS
Model: HI2020-02
Serial No.: C0051107
Type: Bench top
ID No.: UAE.WAO.005/2557

Date of Calibration: 8 June 2022

Page 2 of 5

Location: Chemical Calibration Laboratory, National Food Institute

Environment Condition: **Ambient Temperature:** (23.5 ± 1.5) °C **Relative Humidity:** (53 ± 5) %

Condition of Equipment: Good Condition

Condition of this Results of Calibration

1. Calibration Method In house method : W-CC-002 based on direct measurement by using standard voltage calibrator and certified reference material (CRM)

2. Reference Standards / Certified Reference Material

Instruments	Serial / ID No.	Manufacturer	Certificate No.	Due Date
2.1 DC Voltage Calibrator	2709007	Fluke	SCL-21F-0687	24 June 2022
2.2 Digital Thermometer	2709007	Fluke	CC-640599-01	30 October 2022
2.3 Thermo-Hygro Meter	NFI.BTH005/18	PONPE	QR22-0351	18 February 2023
Certified Reference Material	Lot. No.	Manufacturer	Ref N	Expire Date
2.4 pH buffer 4.008 (Primary pH buffer Solution)	805203	CPAchem	PH216.L5	21 April 2024
2.5 pH buffer 6.865 (Primary pH buffer Solution)	805204	CPAchem	PH217.L5	21 April 2024
2.6 pH buffer 10.01 (Primary pH buffer Solution)	805205	CPAchem	PH220.L5	21 April 2023
2.7 pH buffer 7.00 (Standard pH buffer Solution)	805206	CPAchem	PH107.L5	21 April 2023

3. This certification is traceable to The International System of Unit (SI Unit)

3.1 Instruments No.2.1	through	NSC-TISI-TIS 17025 Laboratory Accreditation of Calibration No.0075
3.2 Instruments No.2.2	through	NSC-TISI-TIS 17025 Laboratory Accreditation of Calibration No.0061
3.3 Instruments No.2.3	through	NSC-TISI-TIS 17025 Laboratory Accreditation of Calibration No.0292
3.4 Certified Reference Material No. 2.4 to 2.6	traceable to	Primary measurement method- Harned cell using calibrated thermometer, barometer, and nanovoltmeter. The Standard Solution preparation and certified by CPAchem Ltd is accredited to ISO 17034 and ISO/IEC 17025
3.5 Certified Reference Material No.2.7	traceable to	BIM RefN HI-27 LotN 04.06.2021; BIM RefN HI-28 LotN 28.05.2021; BIM RefN HI-27 LotN 04.06.2021; BIM RefN HI-28 LotN 28.05.2021, the Standard Solution preparation and certified by CPAchem Ltd is accredited to ISO 17034 and ISO/IEC 17025

4. This certificate was certified only for the instrument we calibrated.

5. This result of calibration was found accurate as shown on date and place of calibration only.



Calibration Report

Certificate No.: 2203135- 001-01

Equipment:

pH Meter

Resolution: 0.01 pH ; 0.1 mV

Manufacturer: HANNA INSTRUMENTS

Model: HI2020-02

Serial No.: C0051107

Type: Bench top

ID No.: UAE.WAO.005/2557

Date of Calibration: 8 June 2022

Page 3 of 5

Calibration Results:

1. Calibration of pH Meter

(Manual Temperature Compensation at 25 °C)

Nominal pH	DC Voltage Standard (mV)	Average Indicator Reading		Uncertainty (±mV)	Coverage Factor (k)
		mV	pH		
0	414.117	415.9	0.00	0.063	2.00
2	295.811	297.5	2.00	0.063	2.00
4	177.462	179.1	4.00	0.063	2.00
6	59.159	60.8	6.00	0.063	2.00
7	-0.001	1.6	7.00	0.063	2.00
8	-59.159	-57.5	8.00	0.063	2.00
10	-177.463	-175.8	10.00	0.063	2.00
12	-295.812	-294.2	12.00	0.063	2.00
14	-414.119	-412.5	14.00	0.063	2.00

2. Calibration of pH Meter with Electrode (Manual Temperature Compensation at 25 °C)

Equipment: pH Electrode

Type: Combined Electrode

Manufacturer: HANNA INSTRUMENTS

Model: HI11310

Serial No.: 078743

ID.No. N/A

Performance of Electrode system (Three-Point Calibration at pH4, pH7 and pH10)

Certified Value @25 °C (pH)	Average Indicator Reading		Relative Slope (%)	Uncertainty (± pH)	Coverage Factor (k)
	pH	mV			
4.008	4.01	169.8	96.7	0.0071	2.00
6.865	6.87	6.2	-	0.0075	2.00
10.008	10.01	-174.0	97.0	0.0087	2.00
6.985	6.99	-2.0	-	0.0093	2.00

Calibration Report

Certificate No.: 2203135-001-01

Equipment: Digital Thermometer with RTD (pH Meter)

Resolution: 0.1 °C **Model:** HI2020-02

Serial No.: C0051107 **ID No.:** UAE.WAO.005/2557

Manufacturer: HANNA INSTRUMENTS

Date of Calibration: 8 June 2022

Page 4 of 5

Location: Chemical Calibration Laboratory, National Food Institute

Environment Condition:

Ambient Temperature (23.5 ± 1.0) °C

Relative Humidity (53 ± 3) %

Condition of this results of Calibration:

- Calibration Method :
 - In house method: W-TE-025 by comparison with standard thermometer.
 - The Calibration is determined by comparing with a known temperature from a standard resistance thermometer.
 - The temperature scale in use at this laboratory is the International Temperature scale of 1990 (ITS-90).

2. Reference Standard Instrument :

Instrument	Model	Serial No.	Certificate No.	Due Date	Through
HANDHELD THERMOMETER	1523	2118154	PSL-T 0851/64	24-Jun-22	TISTR
Platinum Resistance Thermometer (PRT)	5627A	877332			

Support Equipment : - Low Temperature Bath (ISOCAL-6), Model: Europa-6 Plus Basic, S/N: 341592/2

- This certificate is traceable to International System of Units (SI Units).
- This certificate was certified only for the instrument we calibrated.
- This result of calibration was found accurate as shown on date and place of calibration only.

6. Condition of Calibrated item : Good

7. Result of Calibration : ☒ Without adjustment ☐ After adjustment

F-CS-012 Revision: 01 Date: 20-04-65



Calibration Report

Certificate No.: 2203135-001-01

Equipment: Digital Thermometer with RTD (pH Meter)

Resolution: 0.1 °C **Model:** HI2020-02

Serial No.: C0051107 **ID No.:** UAE.WAO.005/2557

Manufacturer: HANNA INSTRUMENTS

Date of Calibration: 8 June 2022

Page 5 of 5

Calibration point: 15.0, 20.0 and 25.0 °C

Calibration result:

- The probe was immersed in liquid bath or dry bath to a minimum depth of 120 mm.
- Description of probe, model : HI11310 S/N : 78743
- Dimension of probe : Diameter 12 mm., Length 120 mm.,
- Sheath material : Glass

UUC* Reading (°C)	Standard Temperature (°C)	Correction Value (°C)	Uncertainty ± (°C)
15.1	15.001	-0.1	0.099
20.1	20.002	-0.1	0.099
25.2	25.002	-0.2	0.099

Note - UUC* : Unit Under Calibration

The report uncertainty of measurement was based on standard uncertainty multiplied by coverage factor $k = 2$, providing a level of confidence of approximately 95 %.

----- End -----

F-CS-012 Revision: 01 Date: 20-04-65



Calibration Certificate

Certificate No.: 2201793-001-01
Client name: UNITED ANALYST AND ENGINEERING CONSULTANT CO.,LTD.
Address: 3 Soi Udomsuk 41, Sukhumvit Road,
Bangchack, Prakhnong, Bangkok 10260

Page 1 of 5

Equipment: pH Meter
Manufacturer: METTLER TOLEDO
Model: SevenEasy pH
Serial No.: 1231155210
ID No.: UAE.WAT.010/2553
Order No.: 2201793
Operation No.: 2201793-001
Date of Receipt: 21 February 2022
Date of Calibration: 1 March 2022

Calibrated by Mr.Pheraphat Tuanjit
Scientist

Approved by 
(Mr.Nuttaporn Niyomcha)
Specialist, Division of Calibration

Date of Issue: 1 March 2022

Responsible for the Technical Management Team

The uncertainties are for a confidence probability of approximately 95%.

This Certificate is issued in accordance with the conditions of accreditation granted by the Thai Laboratory Accreditation Scheme which has assessed the measurement capability of the laboratory and its traceability to recognized national standards and to the units of measurement realized at the corresponding national standards laboratory. This certificate may not be reproduced other than in full except with the prior written approval of the National Food Institute.

Calibration Report

Certificate No.: 2201793-001-01

Equipment: pH Meter **Resolution:** 0.01 pH ; 1 mV
Manufacturer: METTLER TOLEDO **Model:** SevenEasy pH
Serial No.: 1231155210 **Type:** Bench top
ID No.: UAE.WAT.010/2553

Date of Calibration: 1 March 2022

Page 2 of 5

Location: Chemical Calibration Laboratory, NATIONAL FOOD INSTITUTE

Environment Condition: **Ambient Temperature:** (23.5 ± 1.5) °C **Relative Humidity:** (53 ± 5) %

Condition of Equipment: Good Condition

Condition of this Results of Calibration

1. Calibration Method In house method : W-CC-002 based on direct measurement by using standard voltage calibrator and certified reference material (CRM)

2. Reference Standards / Certified Reference Material

<u>Instruments</u>	<u>Serial / ID No.</u>	<u>Manufacturer</u>	<u>Certificate No.</u>	<u>Due Date</u>
2.1 DC Voltage Calibrator	2709007	Fluke	SCL-21F-0687	24 June 2022
2.2 Digital Thermometer	2709007	Fluke	CC-640599-01	30 October 2022
2.3 Thermo-Hygro Meter	NFI.BTH004/18	PONPE	QR22-0195	27 January 2023

<u>Certified Reference Material</u>	<u>Lot No.</u>	<u>Manufacturer</u>	<u>Ref N</u>	<u>Expire Date</u>
2.4 pH buffer 4.008 (Primary pH buffer Solution)	741339	CPAchem	PH216.L5	19 April 2023
2.5 pH buffer 6.865 (Primary pH buffer Solution)	741340	CPAchem	PH217.L5	19 April 2023
2.6 pH buffer 10.01 (Primary pH buffer Solution)	741342	CPAchem	PH220.L5	19 April 2022
2.7 pH buffer 7.00 (Standard pH buffer Solution)	735836	CPAchem	PH107.L5	16 March 2022

3. This certification is traceable to The International System of Unit (SI Unit)

3.1 Instruments No.2.1	through	NSC-TISI-TIS 17025 Laboratory Accreditation of Calibration No.0075
3.2 Instruments No.2.2	through	NSC-TISI-TIS 17025 Laboratory Accreditation of Calibration No.0061
3.3 Instruments No.2.3	through	NSC-TISI-TIS 17025 Laboratory Accreditation of Calibration No.0292
3.4 Certified Reference Material No. 2.4 to 2.6	traceable to	Primary measurement method- Harned cell using calibrated thermometer, barometer, and nanovoltmeter. The Standard Solution preparation and certified by CPAchem Ltd is accredited to ISO 17034 and ISO/IEC 17025
3.5 Certified Reference Material No. 2.7	traceable to	BIM RefN HI-7 LotN 30.04.2020; BIM RefN HI-9 LotN 28.05.2020; BIM RefN HI-8 LotN 30.04.2020; BIM RefN HI-10 LotN 28.05.2020. The Standard Solution preparation and certified by CPAchem Ltd is accredited to ISO 17034 and ISO/IEC 17025

4. This certificate was certified only for the instrument we calibrated.

5. This result of calibration was found accurate as shown on date and place of calibration only.

Calibration Report

Certificate No.: 2201793-001-01

Equipment: pH Meter Resolution: 0.01 pH ; 1 mV
Manufacturer: METTLER TOLEDO Model: SevenEasy pH
Serial No.: 1231155210 Type: Bench top
ID No.: UAE.WAT.010/2553

Date of Calibration: 1 March 2022

Page 3 of 5

Calibration Results:

1. Calibration of pH Meter (Manual Temperature Compensation at 25 °C)

Nominal pH	DC Voltage Standard (mV)	Average Indicator Reading		Uncertainty (±mV)	Coverage Factor (k)
		mV	pH		
0.00	414.117	414	0.00	0.58	2.00
2.00	295.811	296	2.00	0.58	2.00
4.00	177.462	178	4.00	0.58	2.00
6.00	59.159	59	6.00	0.58	2.00
7.00	-0.001	0	7.00	0.58	2.00
8.00	-59.159	-59	8.00	0.58	2.00
10.00	-177.463	-177	10.00	0.58	2.00
12.00	-295.812	-296	12.00	0.58	2.00
14.00	-414.119	-414	14.00	0.58	2.00

2. Calibration of pH Meter with Electrode (Manual Temperature Compensation at 25 °C)

Equipment: pH Electrode Type: Combined Electrode
Manufacturer: METTLER TOLEDO Model: InLabSolids
Serial No.: 1156882 ID.No. N/A

Performance of Electrode system (Three-Point Calibration at pH4, pH7 and pH10)

Certified Value @25 °C (pH)	Average Indicator Reading		Relative Slope (%)	Uncertainty (± pH)	Coverage Factor (k)
	pH	mV			
4.008	4.00	180	96.25	0.0076	2.00
6.866	6.88	16	-	0.0079	2.00
10.012	10.01	-162	96.13	0.0094	2.00
6.985	7.00	9	-	0.0097	2.00

เอกสารไม่ควบคุม

Calibration Report

Certificate No.: 2201793-001-01

Equipment: Digital Thermometer with RTD (pH Meter)

Resolution: 0.1 °C Model: SevenEasy pH
Serial No.: 1231155210 ID No.: UAE.WAT.010/2553
Manufacturer: METTLER TOLEDO

Date of Calibration: 1 March 2022

Page 4 of 5

Location: Chemical Calibration Laboratory, NATIONAL FOOD INSTITUTE

Environment Condition:
Ambient Temperature 24 °C ± 1 °C
Relative Humidity 53 % ± 2 %

Condition of this results of Calibration:

1. Calibration Method :
 - In house method: W-TE-025 by comparison with standard thermometer.
 - The Calibration is determined by comparing with a known temperature from a standard resistance thermometer.
 - The temperature scale in use at this laboratory is the International Temperature scale of 1990 (ITS-90).

2. Reference Standard Instrument :

Instrument	Model	Serial No.	Certificate No.	Due Date	Through
HANDHELD THERMOMETER	1523	2118154	PSL-T 0851/64	03-Jun-22	TISTR
Platinum Resistance Thermometer (PRT)	5627A	877332			

Support Equipment : - Low Temperature Bath (ISOCAL-6), Model: Europa-6 Plus Basic, S/N: 341592/2

3. This certificate is traceable to International System of Units (SI Units).
4. This certificate was certified only for the instrument we calibrated.
5. This result of calibration was found accurate as shown on date and place of calibration only.

6. Condition of Calibrated Item :

Good

7. Result of Calibration :

☒

Without adjustment

☐

After adjustment

Calibration Report

Certificate No.: 2201793-001-01

Equipment: Digital Thermometer with RTD (pH Meter)

Resolution: 0.1 °C Model: SevenEasy pH

Serial No.: 1231155210 ID No.: UAE.WAT.010/2553

Manufacturer: METTLER TOLEDO

Date of Calibration: 1 March 2022

Page 5 of 5

Calibration point: 15.0, 25.0 and 35.0 °C

Calibration result:

- The probe was immersed in liquid bath or dry bath to a minimum depth of 100 mm.
- Description of probe, model : N/A S/N : N/A
- Dimension of probe : Diameter 4 mm., Length 100 mm.,
- Sheath material : Stainless Steel

UUC* Reading (°C)	Standard Temperature (°C)	Correction Value (°C)	Uncertainty ± (°C)
15.1	15.006	-0.1	0.099
25.1	25.004	-0.1	0.099
35.1	35.003	-0.1	0.099

Note

- UUC* : Unit Under Calibration

The report uncertainty of measurement was based on standard uncertainty multiplied by coverage factor k= 2, providing a level of confidence of approximately 95 %.

***** End *****



TECHNOLOGY PROMOTION ASSOCIATION (THAILAND-JAPAN)
CORPORATE SERVICES 3: EQUIPMENT CALIBRATION AND TESTING SERVICES
534/4 PATTANAKARN ROAD SOI 18, SUANLUANG, SUANLUANG BANGKOK 10250
TEL. 0-2717-3000-27 FAX. 0-2719-9484



Cert. No.: 22TM306

Page.: 1 of 3

Certificate of Calibration

Equipment : BOD Incubator

Manufacturer : ARCO

Model : UR-1320

Serial No. : -

ID No. : UAE.WAO.006/2553

Submitted by : United Analyst and Engineering Consultant Co.,Ltd.
3 Soi Udomsuk 41, Sukhumvit Road,
Bangchak, Phrakhanong,
Bangkok 10260

Location : Lab Floor 2

Received Order : 7 April 2022

Calibration Date : 7 April 2022

Ambient Temperature : (26 ± 10) °C

Relative Humidity : (50 ± 30) %

Calibrated by : Man Pattanapongpaiboon

Approved by :

Approved Signatory

- () Pornthippa Tameyakul
(✓) Malee Butkruea
() Suwit Imjai

Issue Date : 18 April 2022

The Uncertainties are for a confidence probability of approximately 95%

This certificate may not be reproduced other than in full, except with the prior written
Approval of the head of Corporate Services 3 : Equipment Calibration and Testing Services.

เอกสารไม่ควบคุม

A 0040247



Equipment : BOD Incubator
Condition As-Received : Used Item
Reference : 2204-0015OC-3

Cert. No.: 22TM306

Page.: 2 of 3

Procedure Used :-

Calibration were conducted using calibration procedure CP-OT02 according to direct measurement method with Data Acquisition which connected with Resistance Temperature Detector (RTD).

The temperature scale used was based on ITS-90.

Condition of this result of calibration

1. Reference standard instrument:-

<u>Instrument</u>	<u>Model</u>	<u>Serial No.</u>	<u>Cert. No.</u>	<u>Due Date</u>
1) Data Acquisition	34970A	MY41021843	22LM4	10 Jan 2023

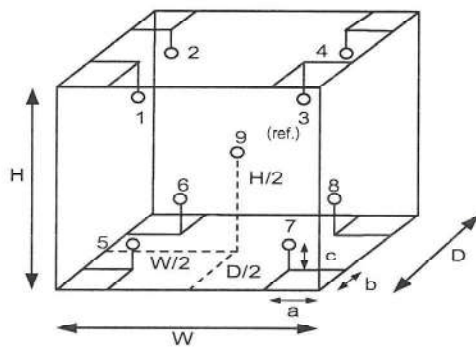
2. This certificate is valid only to the item calibrated on date and place of calibration.

3. This certification is traceable to the International System of Unit.

Result of Calibration :- (*) Without Adjustment

Function of UUC* : Temperature Source

Fresh air setting : Not Available



Environment during calibration		
	Beginning	Finished
Temp. (°C)	27	27
REL.Humid. (%)	59	57
AC Supply (Volt)	221	220

Probe Installation Details :

a = 10 cm
b = 10 cm
c = 10 cm

Dimension of Chamber :

D = 0.62 m
W = 1.2 m
H = 1.2 m
Capacity = 0.89 m³

Position :	Ref. Std. ID No.:
1	18-04RTD-01
2	18-04RTD-02
3	18-04RTD-03
4	18-04RTD-04
5	18-04RTD-05
6	18-04RTD-06
7	18-04RTD-07
8	18-04RTD-08
9 (ref.)	18-04RTD-09

เอกสารไม่ควบคุม

a 1104312



Equipment : BOD Incubator
Condition As-Received : Used Item
Reference : 2204-0015OC-3
Result of Calibration :- (*) Without Adjustment

Cert. No.: 22TM306

Page.: 3 of 3

Function of UUC* : Temperature Source

Fresh air setting : Not Available

Calibration Point (°C)	UUC* Setting (°C)	UUC* Reading (°C)	Temperature stability (± °C)	Temperature uniformity (°C)	Overall Variation (°C)	Uncertainty (± °C)	Coverage Factor <i>k</i>
20.0	20.0	19.9	0.33	0.68	1.4	0.50	2

Calibration Point (°C)	Measured Temperature (°C)								
	Position								
	1	2	3	4	5	6	7	8	9 (ref.)
20.0	20.176	20.413	19.711	19.637	20.218	20.286	19.639	19.642	19.922

Average* : The average of 30 values in each position.

Temperature stability : One-half of the greatest maximum difference of measured temperature at any one sensor

Temperature uniformity : The maximum difference of measured temperatures at any sensors and the measured temperature at the reference location which are observed at the same time or at as close an observation time as possible to determine the temperature pattern or homogeneity within the chamber under steady-state conditions.

Overall Variation : The Difference of the maximum and minimum measured temperatures throughout observation.

UUC* : Unit Under Calibration

Note : The reported uncertainty of measurement was included stability and excluded uniformity .

The reported uncertainty of measurement was based on a standard uncertainty multiplied by a coverage factor *k*, providing a level of confidence of approximately 95 %.

-o0o-

เอกสารไม่ควบคุม

a 1104311



TECHNOLOGY PROMOTION ASSOCIATION (THAILAND-JAPAN)
CORPORATE SERVICES 3: EQUIPMENT CALIBRATION AND TESTING SERVICES
534/4 PATTANAKARN ROAD SOI 18, SUANLUANG, SUANLUANG BANGKOK 10250
TEL. 0-2717-3000-27 FAX. 0-2719-9484



Cert. No.: 22TM1232

Page.: 1 of 3

Certificate of Calibration

Equipment : BOD Incubator

Manufacturer : Arco

Model : UC4-1320

Serial No. : -

ID No. : UAE.WAO.002/2550

Submitted by : United Analyst and Engineering Consultant Co.,Ltd.
3 Soi Udomsuk 41, Sukhumvit Road,
Bangchak, Phrakhanong,
Bangkok 10260

Location : Lab Floor 2

Received Order : 15 August 2022

Calibration Date : 15 August 2022

Ambient Temperature : (26 ± 10) °C

Relative Humidity : (50 ± 30) %

Calibrated by : Kunchit Promprat

Approved by :

[Redacted Signature] Laboratory

- () Pornthippa Tameyakul
(✓) Malee Butkruea
() Suwit Imjai

Issue Date : 16 August 2022

The Uncertainties are for a confidence probability of approximately 95%

This certificate may not be reproduced other than in full, except with the prior written
Approval of the head of Corporate Services 3 : Equipment Calibration and Testing Services.

เอกสารไม่ควบคุม

A 0044201



Equipment : BOD Incubator
Condition As-Received : Used Item
Reference : 2208-0186OC-1
Procedure Used :-

Cert. No.: 22TM1232

Page.: 2 of 3

Calibration were conducted using calibration procedure CP-OT02 according to direct measurement method with Data Acquisition which connected with Resistance Temperature Detector (RTD).

The temperature scale used was based on ITS-90.

Condition of this result of calibration

1. Reference standard instrument:-

<u>Instrument</u>	<u>Model</u>	<u>Serial No.</u>	<u>Cert. No.</u>	<u>Due Date</u>
1) Data Acquisition	34970A	MY44035217	21LM30	23 Dec 2022

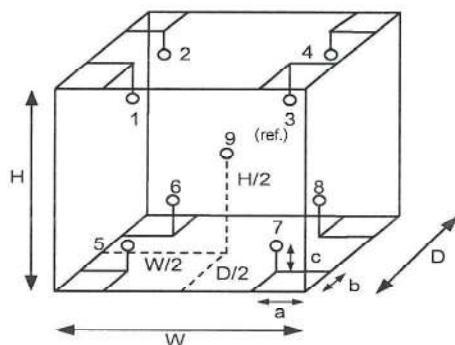
2. This certificate is valid only to the item calibrated on date and place of calibration.

3. This certification is traceable to the International System of Unit.

Result of Calibration :- (*) Without Adjustment

Function of UUC* : Temperature Source

Fresh air setting : Not Available



Environment during calibration		
	Beginning	Finished
Temp. (°C)	28	28
REL.Humid. (%)	61	63
AC Supply (Volt)	227	227

Position :	Ref. Std. ID No.:
1	18-10RTD-01
2	18-10RTD-02
3	18-10RTD-03
4	18-10RTD-04
5	18-10RTD-05
6	18-10RTD-06
7	18-10RTD-07
8	18-10RTD-08
9 (ref.)	18-10RTD-09

Probe Installation Details :

a = 10 cm
b = 10 cm
c = 10 cm

Dimension of Chamber :

D = 0.53 m
W = 1.2 m
H = 1.2 m
Capacity = 0.76 m³

เอกสารไม่ควบคุม

a 1121247



Equipment : BOD Incubator
Condition As-Received : Used Item
Reference : 2208-0186OC-1
Result of Calibration :- (*) Without Adjustment
Function of UUC* : Temperature Source
Fresh air setting : Not Available

Cert. No.: 22TM1232

Page.: 3 of 3

Calibration Point (°C)	UUC* Setting (°C)	UUC* Reading (°C)	Temperature stability (± °C)	Temperature uniformity (°C)	Overall Variation (°C)	Uncertainty (± °C)	Coverage Factor <i>k</i>
20.0	19.6	19.5	0.38	0.39	1.1	0.70	2

Calibration Point (°C)	Measured Temperature (°C)								
	Position								
	1	2	3	4	5	6	7	8	9 (ref.)
20.0	20.050	20.264	19.851	19.771	19.928	20.169	19.886	19.829	20.001

Average* : The average of 30 values in each position.

Temperature stability : One-half of the greatest maximum difference of measured temperature at any one sensor

Temperature uniformity : The maximum difference of measured temperatures at any sensors and the measured temperature at the reference location which are observed at the same time or at as close an observation time as possible to determine the temperature pattern or homogeneity within the chamber under steady-state conditions.

Overall Variation : The Difference of the maximum and minimum measured temperatures throughout observation

UUC* : Unit Under Calibration

Note : The reported uncertainty of measurement was included stability and excluded uniformity .

The reported uncertainty of measurement was based on a standard uncertainty multiplied by a coverage factor *k*, providing a level of confidence of approximately 95 %.

-o0o-

เอกสารไม่ควบคุม

a 1121246



TECHNOLOGY PROMOTION ASSOCIATION (THAILAND-JAPAN)
CORPORATE SERVICES 3: EQUIPMENT CALIBRATION AND TESTING SERVICES
534/4 PATTANAKARN ROAD SOI 18, SUANLUANG, SUANLUANG BANGKOK 10250
TEL. 0-2717-3000-27 FAX. 0-2719-9484



Cert. No.: 22TM306

Page.: 1 of 3

Certificate of Calibration

Equipment : BOD Incubator

Manufacturer : ARCO

Model : UR-1320

Serial No. : -

ID No. : UAE.WAO.006/2553

Submitted by : United Analyst and Engineering Consultant Co.,Ltd.
3 Soi Udomsuk 41, Sukhumvit Road,
Bangchak, Phrakhanong,
Bangkok 10260

Location : Lab Floor 2

Received Order : 7 April 2022

Calibration Date : 7 April 2022

Ambient Temperature : (26 ± 10) °C

Relative Humidity : (50 ± 30) %

Calibrated by : Man Pattanapongpaiboon

Approved by :

Approved Signatory

- () Pornthippa Tameyakul
(✓) Malee Butkruea
() Suwit Imjai

Issue Date : 18 April 2022

The Uncertainties are for a confidence probability of approximately 95%

This certificate may not be reproduced other than in full, except with the prior written
Approval of the head of Corporate Services 3 : Equipment Calibration and Testing Services.

เอกสารไม่ควบคุม

A 0040247



Equipment : BOD Incubator
Condition As-Received : Used Item
Reference : 2204-0015OC-3

Cert. No.: 22TM306

Page.: 2 of 3

Procedure Used :-

Calibration were conducted using calibration procedure CP-OT02 according to direct measurement method with Data Acquisition which connected with Resistance Temperature Detector (RTD).

The temperature scale used was based on ITS-90.

Condition of this result of calibration

1. Reference standard instrument:-

<u>Instrument</u>	<u>Model</u>	<u>Serial No.</u>	<u>Cert. No.</u>	<u>Due Date</u>
1) Data Acquisition	34970A	MY41021843	22LM4	10 Jan 2023

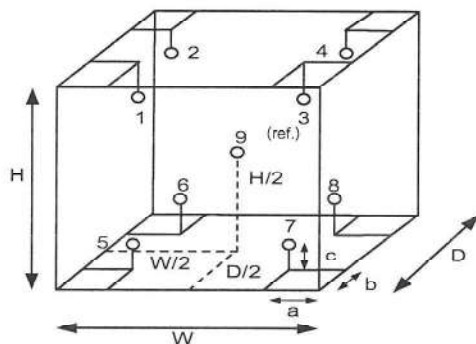
2. This certificate is valid only to the item calibrated on date and place of calibration.

3. This certification is traceable to the International System of Unit.

Result of Calibration :- (*) Without Adjustment

Function of UUC* : Temperature Source

Fresh air setting : Not Available



Environment during calibration		
	Beginning	Finished
Temp. (°C)	27	27
REL.Humid. (%)	59	57
AC Supply (Volt)	221	220

Probe Installation Details :

a = 10 cm
b = 10 cm
c = 10 cm

Dimension of Chamber :

D = 0.62 m
W = 1.2 m
H = 1.2 m
Capacity = 0.89 m³

Position :	Ref. Std. ID No.:
1	18-04RTD-01
2	18-04RTD-02
3	18-04RTD-03
4	18-04RTD-04
5	18-04RTD-05
6	18-04RTD-06
7	18-04RTD-07
8	18-04RTD-08
9 (ref.)	18-04RTD-09

เอกสารไม่ควบคุม

a 1104312



Equipment : BOD Incubator
Condition As-Received : Used Item
Reference : 2204-0015OC-3
Result of Calibration :- (*) Without Adjustment

Cert. No.: 22TM306

Page.: 3 of 3

Function of UUC* : Temperature Source

Fresh air setting : Not Available

Calibration Point (°C)	UUC* Setting (°C)	UUC* Reading (°C)	Temperature stability (± °C)	Temperature uniformity (°C)	Overall Variation (°C)	Uncertainty (± °C)	Coverage Factor <i>k</i>
20.0	20.0	19.9	0.33	0.68	1.4	0.50	2

Calibration Point (°C)	Measured Temperature (°C)								
	Position								
	1	2	3	4	5	6	7	8	9 (ref.)
20.0	20.176	20.413	19.711	19.637	20.218	20.286	19.639	19.642	19.922

Average* : The average of 30 values in each position.

Temperature stability : One-half of the greatest maximum difference of measured temperature at any one sensor

Temperature uniformity : The maximum difference of measured temperatures at any sensors and the measured temperature at the reference location which are observed at the same time or at as close an observation time as possible to determine the temperature pattern or homogeneity within the chamber under steady-state conditions.

Overall Variation : The Difference of the maximum and minimum measured temperatures throughout observation.

UUC* : Unit Under Calibration

Note : The reported uncertainty of measurement was included stability and excluded uniformity .

The reported uncertainty of measurement was based on a standard uncertainty multiplied by a coverage factor *k*, providing a level of confidence of approximately 95 %.

-o0o-

เอกสารไม่ควบคุม

a 1104311



TECHNOLOGY PROMOTION ASSOCIATION (THAILAND-JAPAN)
CORPORATE SERVICES 3: EQUIPMENT CALIBRATION AND TESTING SERVICES
534/4 PATTANAKARN ROAD SOI 18, SUANLUANG, SUANLUANG BANGKOK 10250
TEL. 0-2717-3000-27 FAX. 0-2719-9484



Cert. No.: 22TM1232

Page.: 1 of 3

Certificate of Calibration

Equipment : BOD Incubator

Manufacturer : Arco

Model : UC4-1320

Serial No. : -

ID No. : UAE.WAO.002/2550

Submitted by : United Analyst and Engineering Consultant Co.,Ltd.
3 Soi Udomsuk 41, Sukhumvit Road,
Bangchak, Phrakhanong,
Bangkok 10260

Location : Lab Floor 2

Received Order : 15 August 2022

Calibration Date : 15 August 2022

Ambient Temperature : (26 ± 10) °C

Relative Humidity : (50 ± 30) %

Calibrated by : Kunchit Promprat

Approved by :

Approved Signatory

- () Pornthippa Tameyakul
(✓) Malee Butkruea
() Suwit Imjai

Issue Date :

16 August 2022

The Uncertainties are for a confidence probability of approximately 95%

This certificate may not be reproduced other than in full, except with the prior written
Approval of the head of Corporate Services 3 : Equipment Calibration and Testing Services.

เอกสารไม่ควบคุม

A 0044201



Equipment : BOD Incubator
Condition As-Received : Used Item
Reference : 2208-0186OC-1
Procedure Used :-

Cert. No.: 22TM1232

Page.: 2 of 3

Calibration were conducted using calibration procedure CP-OT02 according to direct measurement method with Data Acquisition which connected with Resistance Temperature Detector (RTD).

The temperature scale used was based on ITS-90.

Condition of this result of calibration

1. Reference standard instrument:-

<u>Instrument</u>	<u>Model</u>	<u>Serial No.</u>	<u>Cert. No.</u>	<u>Due Date</u>
1) Data Acquisition	34970A	MY44035217	21LM30	23 Dec 2022

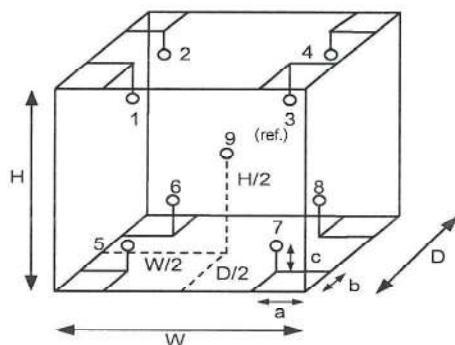
2. This certificate is valid only to the item calibrated on date and place of calibration.

3. This certification is traceable to the International System of Unit.

Result of Calibration :- (*) Without Adjustment

Function of UUC* : Temperature Source

Fresh air setting : Not Available



Environment during calibration		
	Beginning	Finished
Temp. (°C)	28	28
REL.Humid. (%)	61	63
AC Supply (Volt)	227	227

Position :	Ref. Std. ID No.:
1	18-10RTD-01
2	18-10RTD-02
3	18-10RTD-03
4	18-10RTD-04
5	18-10RTD-05
6	18-10RTD-06
7	18-10RTD-07
8	18-10RTD-08
9 (ref.)	18-10RTD-09

Probe Installation Details :

a = 10 cm
b = 10 cm
c = 10 cm

Dimension of Chamber :

D = 0.53 m
W = 1.2 m
H = 1.2 m
Capacity = 0.76 m³

เอกสารไม่ควบคุม

a 1121247



Equipment : BOD Incubator
Condition As-Received : Used Item
Reference : 2208-0186OC-1
Result of Calibration :- (*) Without Adjustment
Function of UUC* : Temperature Source
Fresh air setting : Not Available

Cert. No.: 22TM1232

Page.: 3 of 3

Calibration Point (°C)	UUC* Setting (°C)	UUC* Reading (°C)	Temperature stability (± °C)	Temperature uniformity (°C)	Overall Variation (°C)	Uncertainty (± °C)	Coverage Factor <i>k</i>
20.0	19.6	19.5	0.38	0.39	1.1	0.70	2

Calibration Point (°C)	Measured Temperature (°C)								
	Position								
	1	2	3	4	5	6	7	8	9 (ref.)
20.0	20.050	20.264	19.851	19.771	19.928	20.169	19.886	19.829	20.001

Average* : The average of 30 values in each position.

Temperature stability : One-half of the greatest maximum difference of measured temperature at any one sensor

Temperature uniformity : The maximum difference of measured temperatures at any sensors and the measured temperature at the reference location which are observed at the same time or at as close an observation time as possible to determine the temperature pattern or homogeneity within the chamber under steady-state conditions.

Overall Variation : The Difference of the maximum and minimum measured temperatures throughout observation

UUC* : Unit Under Calibration

Note : The reported uncertainty of measurement was included stability and excluded uniformity .

The reported uncertainty of measurement was based on a standard uncertainty multiplied by a coverage factor *k*, providing a level of confidence of approximately 95 %.

-o0o-

เอกสารไม่ควบคุม

a 1121246


Calibration Certificate

Certificate No.: 2203120-001-01
Client name: UNITED ANALYST AND ENGINEERING CONSULTANT CO., LTD.
Address: 3 Soi Udomsuk 41, Sukhumvit Road,
Bangchack, Prakanong, Bangkok 10260

Page 1 of 3

Equipment: Electronic Balance
Manufacturer: METTLER TOLEDO
Model: AB204-S/FACT
Serial No.: 1129361010
ID No.: UAE.WAS.002/2552
Order No.: 2203120
Operation No.: 2203120-001
Date of Receipt: 1 June 2022
Date of Calibration: 1 June 2022

Calibrated by Mr.Taveesak Seilee
Scientist

Approved by 
(Mr.Pheraphat Tuanjit)
Manager, Division of Calibration Laboratory
Responsible for the Technical Management Team

Date of Issue: 7 June 2022

The uncertainties are for a confidence probability of approximately 95%

This Certificate is issued in accordance with the conditions of accreditation granted by the Thai Laboratory Accreditation Scheme which has assessed the measurement capability of the laboratory and its traceability to recognized national standards and to the units of measurement realized at the corresponding national standards laboratory. This certificate may not be reproduced other than in full except with the prior written approval of the National Food Institute.

F-CS-009 Revision: 01 Date: 20-04-65



Calibration Report

Certificate No.: 2203120-001-01

Equipment:

Electronic Balance

Manufacturer: METTLER TOLEDO

Model: AB204-S/FACT

Resolution: 0.0001 g

Serial No.: 1129361010

ID No.: UAE.WAS.002/2552

Capacity: 220 g

Date of Calibration: 1 June 2022

Page 2 of 3

Environment Condition: Ambient Temperature: 19.9 ± 0.3 °C Relative Humidity: 45 ± 1.5 %

Place of Calibration: 108, Balance Room, UNITED ANALYST AND ENGINEERING CONSULTANT CO., LTD.

Condition of Equipment: Good Condition

Condition of This Results of Calibration:

1. Calibration Method: NFI Method W-MA-001 In-House Method based on UKAS Lab 14 : 2019

2. Reference Standards:

Reference Standard	Model	Serial No.	Calibrated By	Certificate No.	Due Date
Standard Weight Class E2	1-500mg	B308068554	TCS	M2201020S	6 January 2023
Standard Weight Class E2	1-500g	B308068128	TCS	M2201021S	6 January 2023

Instrument	Model	Serial No.	Calibrated By	Certificate No.	Due Date
Thermo-Hygro Meter	PONPE 490	NFI.BTH 010/18	Quality Reborn	QR22-0350	18 February 2023

3. This certification is traceable to SI UNIT

4. This certificate was certified only for the instrument we calibrated.

5. This result of calibration was found accurate as shown on date and place of calibration only.

Calibration Results:

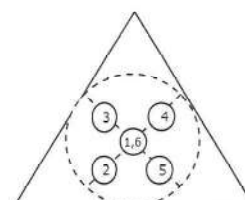
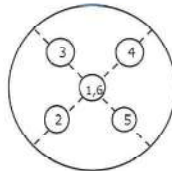
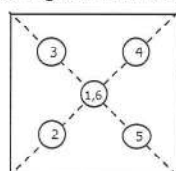
1. Repeatability of Reading:

Nominal Value (g)	Standard Deviation of Reading (g)
100	0.000048
200	0.000052

2. Off-Center Error:

A mass of 50 g was placed and moved to various position on pan.

The balance reading obtained is given in the table.



1 (g)	2 (g)	3 (g)	4 (g)	5 (g)	6 (g)	(Maximum Difference) (g)
49.9999	49.9998	49.9998	49.9999	49.9998	49.9998	0.0001

F-CS-012 Revision: 01 Date: 20-04-65

เอกสารไม่ควบคุม

2008 ซอยอรุณอมรินทร์ 36 ถนนอรุณอมรินทร์ แขวงบางยี่ขัน เขตบางพลัด กรุงเทพมหานคร 10700

2008 Soi 36, Arun Amarin Road, Bang Yi Khan Subdistrict, Bang Phlat District, Bangkok 10700, Thailand

Tel: +66(0) 2422 8688 Fax: +66(0) 2422 8545



nfi.or.th

Calibration Report

Certificate No.: 2203120-001-01

Equipment:

Electronic Balance

Model: AB204-S/FACT

Serial No.: 1129361010

Capacity: 220 g

Manufacturer: METTLER TOLEDO

Resolution: 0.0001 g

ID No.: UAE.WAS.002/2552

Date of Calibration: 1 June 2022

Page 3 of 3

Calibration Results: (Continued)

Calibration Range: 0 - 200 g

Calibration Adjustment: Internal Calibration

3. Departure from Nominal Value:

Nominal Value (g)	Standard Value (g)	Average Reading (g)	Correction (g)	Uncertainty (± g)	Coverage Factor <i>k</i>
Unload	0.00000	0.0000	0.0000	0.000088	2.00
0.01	0.01000	0.0100	0.0000	0.000088	2.00
0.05	0.05000	0.0499	0.0001	0.000088	2.00
0.1	0.10000	0.1000	0.0000	0.000088	2.00
0.2	0.20000	0.2000	0.0000	0.000088	2.00
0.5	0.50000	0.5000	0.0000	0.000088	2.00
1	1.00000	0.9999	0.0001	0.000088	2.00
2	2.00000	1.9999	0.0001	0.000089	2.00
5	5.00000	5.0000	0.0000	0.000089	2.00
10	9.99998	9.9999	0.0001	0.000092	2.00
20	19.99999	19.9999	0.0001	0.000094	2.00
50	49.99990	49.9999	0.0000	0.00012	2.00
70	69.99989	69.9998	0.0001	0.00014	2.00
100	100.00001	99.9999	0.0001	0.00017	2.00
150	149.99991	149.9997	0.0002	0.00022	2.00
200	200.00007	199.9998	0.0003	0.00030	2.00

The reported uncertainty of measurement was based on a standard uncertainty multiplied by a coverage factor *k*, providing a level of confidence of approximately 95 %.

----- End -----

F-CS-012 Revision: 01 Date: 20-04-65





TECHNOLOGY PROMOTION ASSOCIATION (THAILAND-JAPAN)
CORPORATE SERVICES 3: EQUIPMENT CALIBRATION AND TESTING SERVICES
534/4 PATTANAKARN ROAD SOI 18, SUANLUANG, SUANLUANG BANGKOK 10250
TEL. 0-2717-3000-27 FAX. 0-2719-9484



Cert.No.: 22MM210
Page.: 1 of 3

Certificate of Calibration

Equipment : Electronic Balance

Manufacturer : Mettler Toledo

Model : XSR205

Serial No. : C009071872


ID No. : UAE.WAO.012/2563

Submitted by : United Analyst and Engineering Consultant Co.,Ltd.
3 Soi Udomsuk 41, Sukhumvit Road,
Bangchak, Phakhanong,
Bangkok 10260

Location : Balance Room

Received order : 26 April 2022
Calibration Date : 26 April 2022
Ambient Temperature : 15 °C to 40 °C
Relative Humidity : 30 % to 90 %

Calibrated by : Kunchit Promprat

Approved by : 
Approved Signatory

() Pornthippa Tameyakul
(✓) Malee Butkruea
() Suwit Imjai

Issue Date : 29 April 2022

The Uncertainties are for a confidence probability of approximately 95%

This certificate may not be reproduced other than in full, except with the prior written
Approval of the head of Corporate Services 3 : Equipment Calibration and Testing Services.

เอกสารไม่ควบคุม



Equipment : Electronic Balance
Condition As-Received : Used Item
Reference : 2204-0542OC-1

Cert.No.: 22MM210
Page: 2 of 3

Procedure used :-

Calibration were conducted using in-house calibration procedure CP-OB01 according to direct measurement method against standard weight.

Condition of this result of calibration

1. Reference standard instruments:-

<u>Instruments</u>	<u>Model</u>	<u>Serial No.</u>	<u>ID No.</u>	<u>Test report No.</u>	<u>Due date</u>
1) Standard Weight Set (E2)	15884	-	70RC138	MM-0009-21	3 Feb 2023

2. This certificate is valid only to the item calibrated on date and place of calibration.
3. This result of calibration was made on requested at the point specified by customer.
4. This certificate is not certified for any commercial transaction.
5. This certification is traceable to the International System of Unit.

Result of calibration () Without Adjustment (*) After Adjustment by Internal Calibration

Range capacity :	0 g to 81 g	Resolution	0.00001 g
	81 g to 220 g	Resolution	0.0001 g

Before Adjustment :

<u>Applied Weight</u>	<u>Balance Reading</u>	<u>Correction</u>	<u>Measurement Uncertainty</u>	<u>Coverage Factor</u>
(g)	(g)	(g)	(\pm mg)	(k)
80	80.00004	-0.00004	0.15	2.00
200	199.9999	+0.0001	0.35	2.00

After Adjustment :

1. Determination of the standard deviation of weighing machine (n = 10)

<u>Applied Weight</u>	<u>Standard Deviation of Reading (g)</u>
(g)	
80	0.000008
200	0.00005



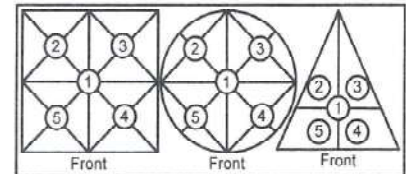
Equipment : Electronic Balance
 Condition As-Received : Used Item
 Reference : 2204-0542OC-1

Cert.No.: 22MM210
 Page: 3 of 3

Result of calibration

2. Effect of off center loading

A mass of 100 g was placed to various position on the pan.
 The weighing machine reading error obtained is given in the table



Maximum difference between
 off-center and central loading
 (g)
 0.0002

Position 1 (g)	Position 2 (g)	Position 3 (g)	Position 4 (g)	Position 5 (g)
-0.0002	-0.0001	0.0000	-0.0002	-0.0002

3. Departure from nominal value

Applied Weight (g)	Balance Reading (g)	Correction (g)	Measurement Uncertainty (\pm mg)	Coverage Factor (k)
Unload	0.00000	0.00000	0.016	2.13
0.05	0.05001	-0.00001	0.016	2.13
0.1	0.10001	-0.00001	0.017	2.11
1	1.00002	-0.00002	0.019	2.05
5	5.00003	-0.00003	0.026	2.00
20	20.00008	-0.00008	0.049	2.00
50	50.00010	-0.00010	0.080	2.00
80	80.00014	-0.00014	0.15	2.00
100	100.0001	-0.0001	0.21	2.00
150	150.0001	-0.0001	0.29	2.00
200	200.0001	-0.0001	0.35	2.00

The reported uncertainty of measurement was based on a standard uncertainty multiplied by a coverage factor k , providing a level of confidence of approximately 95 %.

-o0o-



TECHNOLOGY PROMOTION ASSOCIATION (THAILAND-JAPAN)
CORPORATE SERVICES 3: EQUIPMENT CALIBRATION AND TESTING SERVICES
534/4 PATTANAKARN ROAD SOI 18, SUANLUANG, SUANLUANG BANGKOK 10250
TEL. 0-2717-3000-27 FAX. 0-2719-9484



Cert. No.: 22TM304

Page.: 1 of 3

Certificate of Calibration

Equipment : Hot Air Oven

Manufacturer : Memmert

Model : UF 55

Serial No. : B212.0411

ID No. : UAE.WAO.005/2556

Submitted by : United Analyst and Engineering Consultant Co.,Ltd.
3 Soi Udomsuk 41, Sukhumvit Road,
Bangchak, Phrakhanong,
Bangkok 10260

Location : Lab Floor 2

Received Order : 7 April 2022

Calibration Date : 7 April 2022

Ambient Temperature : (26 ± 10) °C

Relative Humidity : (50 ± 30) %

Calibrated by : Man Pattanapongpaiboon

Approved by :

Approved Signatory

- () Pornthippa Tameyakul
(✓) Malee Butkruea
() Suwit Imjai

Issue Date : 18 April 2022

The Uncertainties are for a confidence probability of approximately 95%

This certificate may not be reproduced other than in full, except with the prior written
Approval of the head of Corporate Services 3 : Equipment Calibration and Testing Services.

เอกสารไม่ควบคุม

A 0040245



Equipment : Hot Air Oven
Condition As-Received : Used Item
Reference : 2204-0015OC-1
Procedure Used :-

Cert. No.: 22TM304
Page.: 2 of 3

Calibration were conducted using calibration procedure CP-OT02 according to direct measurement method with Data Acquisition which connected with Resistance Temperature Detector (RTD) and Thermocouple Type T.

The temperature scale used was based on ITS-90.

Condition of this result of calibration

1. Reference standard instrument:-

<u>Instrument</u>	<u>Model</u>	<u>Serial No.</u>	<u>Cert. No.</u>	<u>Due Date</u>
1) Data Acquisition	34970A	MY41021843	22LM4	10 Jan 2023

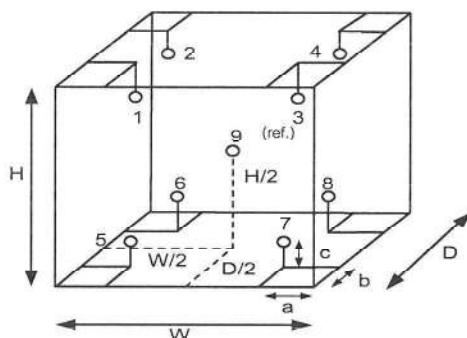
2. This certificate is valid only to the item calibrated on date and place of calibration.

3. This certification is traceable to the International System of Unit.

Result of Calibration :- (*) Without Adjustment

Function of UUC* : Temperature Source

Fresh air setting : Close



Environment during calibration		
	Beginning	Finished
Temp. (°C)	28	28
REL.Humid. (%)	56	55
AC Supply (Volt)	221	224

Probe Installation Details :

a =	5.0	cm	D =	0.50	m
b =	5.0	cm	W =	0.80	m
c =	5.0	cm	H =	0.75	m
			Capacity =	0.30	m ³

Dimension of Chamber :

Ref. Std. ID No.: @ Calibration Point (°C)		
Position :	(120 ,180)	(104)
1	21-04TC-01	18-04RTD-01
2	21-04TC-02	18-04RTD-02
3	21-04TC-03	18-04RTD-03
4	21-04TC-04	18-04RTD-04
5	21-04TC-05	18-04RTD-05
6	21-04TC-06	18-04RTD-06
7	21-04TC-07	18-04RTD-07
8	21-04TC-08	18-04RTD-08
9 (ref.)	21-04TC-09	18-04RTD-09

เอกสารไม่ควบคุม

a 1104316



Equipment : Hot Air Oven
Condition As-Received : Used Item
Reference : 2204-0015OC-1
Result of Calibration :- (*) Without Adjustment
Function of UUC* : Temperature Source
Fresh air setting : Close

Cert. No.: 22TM304

Page.: 3 of 3

Calibration Point (°C)	UUC* Setting (°C)	UUC* Reading (°C)	Temperature stability (± °C)	Temperature uniformity (°C)	Overall Variation (°C)	Uncertainty (± °C)	Coverage Factor <i>k</i>
104.0	104.0	104.0	0.040	0.57	0.80	0.42	2
120.0	120.0	120.0	0.11	0.82	1.1	1.1	2
180.0	180.0	180.0	0.12	1.4	2.0	1.1	2

Calibration Point (°C)	Measured Temperature (°C)								
	Position								
	1	2	3	4	5	6	7	8	9 (ref.)
104.0	104.403	104.220	104.517	104.474	103.778	103.859	104.292	104.357	104.319
120.0	120.183	119.878	120.238	120.355	119.476	119.455	120.046	120.173	120.199
180.0	180.502	179.929	180.655	180.797	179.012	179.044	180.043	180.305	180.340

Average* : The average of 30 values in each position.

Temperature stability : One-half of the greatest maximum difference of measured temperature at any one sensor

Temperature uniformity : The maximum difference of measured temperatures at any sensors and the measured temperature at the reference location which are observed at the same time or at as close an observation time as possible to determine the temperature pattern or homogeneity within the chamber under steady-state conditions.

Overall Variation : The Difference of the maximum and minimum measured temperatures throughout observation.

UUC* : Unit Under Calibration

Note : The reported uncertainty of measurement was included stability and excluded uniformity .

The reported uncertainty of measurement was based on a standard uncertainty multiplied by a coverage factor *k*, providing a level of confidence of approximately 95 %.

-o0o-

เอกสารไม่ควบคุม

a 1104315


CERTIFICATE OF CALIBRATION

Certificate No. : SP22-016


Page 1 of 5

Customer : United Analyst and Engineering Consultant Co.,Ltd. (Head Office)**Address :** 3 Soi Udomsuk 41, Sukhumvit Road, Bangchak, Phrakhanong,

Bangkok 10260

Location of calibration : Laboratory 315**Equipment :** UV-Vis Spectrophotometer**Manufacturer :** Agilent Technologies**Model :** Cary 60**Serial No. :** MY15410009**ID No. :** N/A**Received Date :** 23 May 2022**Calibration Date :** 23 May 2022**Issue Date :** 26 May 2022**Condition Instrument :** Good**Calibrated by :**
(Mr.Tanawut Rittidach)

Technical Manager

Approved by :
(Ms. Chonthicha Sangngern)

Quality Manager

The calibration result is applied only to the above calibrated item and was found accurate as shown on date and place of calibration only.

The measurement capability of the laboratory and its traceability to recognized national standards and to the unit of measurement realized at the corresponding national standards laboratory. This certificate may not be reproduced other than in full except with the prior written approval of the DQE Services Co., Ltd.

เอกสารไม่ควบคุม

REPORT OF CALIBRATION

Certificate No. : SP22-016

Page 2 of 5

Environment Condition : Ambient Temperature 25 ± 5 °CRelative humidity 55 ± 20 %RH**Calibration method :** In-house method CP-01 Based on ASTM E275-08**Certified Reference Materials :**

Material	Serial No.	Certificate No.	Due date
Absorbance Standard set	25760	95935	22 October 2023
Absorbance Standard set	25757	95929	22 October 2023
Wavelength Standard set	25806	95916	22 October 2023
Wavelength Standard set	25758	95915	22 October 2023

Traceability : This certification is traceable to the International System of Unit maintained at National -

Institute of Standards and Technology (NIST) through Starna Scientific Limited

Spectral Band Width of UUC : 1.5 nm.**Scan Speed of UUC :** 90 nm/min**Scan Interval of UUC :** 0.15 nm.**Resolution of UUC :** Photometric 0.0001 Abs.

Wavelength 0.1 nm.

เอกสารไม่ควบคุม

REPORT OF CALIBRATION

Certificate No. : SP22-016

Page 3 of 5

Calibration Results : Without adjustment

Photometric Accuracy :

Wavelength (nm.)	CRMs Values (Abs)	UUC Reading (Abs)	Correction (Abs)	Uncertainty (Abs)	Coverage factor <i>k</i>
420	0.0000	0.0000	0.0000	0.0028	2.00
	0.5787	0.5755	0.0032	0.0031	2.00
	1.0490	1.0436	0.0054	0.0029	2.00
	2.1900	2.1847	0.0053	0.0075	2.00
440	0.0000	0.0000	0.0000	0.0028	2.00
	0.5607	0.5588	0.0019	0.0034	2.00
	1.0247	1.0232	0.0015	0.0035	2.00
	2.1229	2.1211	0.0018	0.0082	2.00
465	0.0000	0.0000	0.0000	0.0028	2.00
	0.5236	0.5197	0.0039	0.0029	2.00
	0.9634	0.9625	0.0009	0.0028	2.00
	1.9763	1.9752	0.0011	0.0070	2.00
546.1	0.0000	-0.0001	0.0001	0.0028	2.00
	0.5191	0.5171	0.0020	0.0031	2.00
	1.0003	0.9984	0.0019	0.0033	2.00
	1.9987	1.9946	0.0041	0.0084	2.00
590	0.0000	0.0000	0.0000	0.0028	2.00
	0.5523	0.5509	0.0014	0.0030	2.00
	1.0809	1.0799	0.0010	0.0029	2.00
	2.0391	2.0329	0.0062	0.0080	2.00
635	0.0000	0.0000	0.0000	0.0028	2.00
	0.5601	0.5584	0.0017	0.0031	2.00
	1.0512	1.0498	0.0014	0.0029	2.00
	1.9294	1.9265	0.0029	0.0082	2.00

เอกสารไม่ควบคุม

REPORT OF CALIBRATION

Certificate No. : SP22-016

Page 4 of 5

Photometric Accuracy :

Wavelength (nm.)	CRMs Values (Abs)	UUC Reading (Abs)	Correction (Abs)	Uncertainty (Abs)	Coverage factor <i>k</i>
235	0.0000	0.0001	-0.0001	0.0050	2.00
	0.7478	0.7421	0.0057	0.0056	2.00
257	0.0000	0.0000	0.0000	0.0050	2.00
	0.8686	0.8619	0.0067	0.0059	2.00
313	0.0000	0.0000	0.0000	0.0050	2.00
	0.2912	0.2896	0.0016	0.0051	2.00
350	0.0000	0.0000	0.0000	0.0050	2.00
	0.6448	0.6403	0.0045	0.0055	2.00

REPORT OF CALIBRATION

Certificate No. : SP22-016

Page 5 of 5

Wavelength Accuracy :

CRMs Values (nm.)	UUC Reading (nm.)	Correction (nm.)	Uncertainty (nm.)	Coverage factor <i>k</i>
241.72	242.0	-0.28	0.18	2.00
279.45	279.5	-0.05	0.18	2.00
287.81	287.5	0.31	0.18	2.00
334.06	333.5	0.56	0.18	2.00
360.93	360.5	0.43	0.18	2.00
418.59	418.0	0.59	0.18	2.00
445.94	445.4	0.54	0.18	2.00
453.66	453.2	0.46	0.18	2.00
460.02	459.7	0.32	0.18	2.00
536.59	536.2	0.39	0.18	2.00
637.98	638.3	-0.32	0.18	2.00
431.38	431.0	0.38	0.18	2.00
472.50	472.5	0.00	0.18	2.00
513.47	513.5	-0.03	0.18	2.00
528.88	528.5	0.38	0.18	2.00
573.17	573.0	0.17	0.18	2.00
585.35	585.0	0.35	0.20	2.00
684.40	684.7	-0.30	0.18	2.00
740.72	740.8	-0.08	0.20	2.00
748.55	748.5	0.05	0.18	2.00
807.03	807.3	-0.27	0.18	2.00
879.28	879.0	0.28	0.18	2.00

Remark : - UUC = Unit Under Calibration

- N/A = Not Available

- The result expanded uncertainty of measurement U is stated as the standard uncertainty of measurement multiplied by the coverage factor k ,

which for a normal distribution corresponds to a coverage probability of approximately 95%

- * Indicates non TISI accredited


- End of Certificate -

เอกสารไม่ควบคุม

CERTIFICATE OF CALIBRATION

Certificate No. : SP22-007

Page 1 of 5

Customer : United Analyst and Engineering Consultant Co.,Ltd. (Head Office)**Address :** 3 Soi Udomsuk 41, Sukhumvit Road, Bangchak, Phrakhanong,
Bangkok 10260**Location of calibration :** Laboratory 315**Equipment :** UV-Vis Spectrophotometer**Manufacturer :** Hitachi**Model :** U-1900**Serial No. :** 2021-064**ID No. :** UAE.WAS.006/2552**Received Date :** 20 January 2022**Calibration Date :** 20 January 2022**Issue Date :** 24 January 2022**Condition Instrument :** Good**Calibrated by :**
(Mr.Tanawut Rittidach)

Technical Manager

Approved by :
(Ms. Chonthicha Sangngern)

Quality Manager

The calibration result is applied only to the above calibrated item and was found accurate as shown on date and place of calibration only.

The measurement capability of the laboratory and its traceability to recognized national standards and to the unit of measurement realized at the corresponding national standards laboratory. This certificate may not be reproduced other than in full except with the prior written approval of the DQE Services Co., Ltd.

REPORT OF CALIBRATION

Certificate No. : SP22-007

Page 2 of 5

Environment Condition : Ambient Temperature 25 ± 5 °CRelative humidity 55 ± 20 %RH**Calibration method :** In-house method CP-01 Based on ASTM E275-08**Certified Reference Materials :**

Material	Serial No.	Certificate No.	Due date
Absorbance Standard set	25760	95935	22 October 2023
Absorbance Standard set	25757	95929	22 October 2023
Wavelength Standard set	25806	95916	22 October 2023
Wavelength Standard set	25758	95915	22 October 2023

Traceability This certification is traceable to the International System of Unit maintained at National -

Institute of Standards and Technology (NIST) through Starna Scientific Limited

Spectral Band Width of UUC : 4.0 nm.**Scan Speed of UUC :** 200 nm/min**Scan Interval of UUC :** 0.1 nm.**Resolution of UUC:** Photometric 0.001 Abs.

Wavelength 0.1 nm.

REPORT OF CALIBRATION

Certificate No. : SP22-007

Page 3 of 5

Calibration Results : Without adjustment

Photometric Accuracy :

Wavelength (nm.)	CRMs Values (Abs)	UUC Reading (Abs)	Correction (Abs)	Uncertainty (Abs)	Coverage factor <i>k</i>
420	0.0000	0.000	0.0000	0.0028	2.00
	0.5787	0.577	0.0017	0.0031	2.00
	1.0490	1.050	-0.0010	0.0029	2.00
	2.1900	2.183	0.0070	0.0080	2.00
440	0.0000	0.000	0.0000	0.0028	2.00
	0.5607	0.560	0.0007	0.0034	2.00
	1.0247	1.023	0.0017	0.0035	2.00
	2.1229	2.118	0.0049	0.0079	2.00
465	0.0000	0.000	0.0000	0.0028	2.00
	0.5236	0.521	0.0026	0.0030	2.00
	0.9634	0.963	0.0004	0.0029	2.00
	1.9763	1.974	0.0023	0.0070	2.00
546.1	0.0000	0.000	0.0000	0.0028	2.00
	0.5191	0.518	0.0011	0.0031	2.00
	1.0003	1.000	0.0003	0.0033	2.00
	1.9987	1.996	0.0027	0.0084	2.00
590	0.0000	0.000	0.0000	0.0028	2.00
	0.5523	0.552	0.0003	0.0030	2.00
	1.0809	1.082	-0.0011	0.0030	2.00
	2.0391	2.033	0.0061	0.0079	2.00
635	0.0000	0.000	0.0000	0.0028	2.00
	0.5601	0.562	-0.0019	0.0031	2.00
	1.0512	1.052	-0.0008	0.0030	2.00
	1.9294	1.925	0.0044	0.0079	2.00

REPORT OF CALIBRATION

Certificate No. : SP22-007

Page 4 of 5

Photometric Accuracy :

Wavelength (nm.)	CRMs Values (Abs)	UUC Reading (Abs)	Correction (Abs)	Uncertainty (Abs)	Coverage factor <i>k</i>
235	0.0000	0.000	0.0000	0.0050	2.00
	0.7478	0.746	0.0018	0.0057	2.00
257	0.0000	0.000	0.0000	0.0050	2.00
	0.8686	0.861	0.0076	0.0059	2.00
313	0.0000	0.000	0.0000	0.0050	2.00
	0.2912	0.291	0.0002	0.0051	2.00
350	0.0000	0.000	0.0000	0.0050	2.00
	0.6448	0.638	0.0068	0.0055	2.00

REPORT OF CALIBRATION

Certificate No. : SP22-007

Page 5 of 5

Wavelength Accuracy :

CRMs Values (nm.)	UUC Reading (nm.)	Correction (nm.)	Uncertainty (nm.)	Coverage factor <i>k</i>
241.54	240.8	0.74	0.18	2.00
279.40	278.5	0.90	0.18	2.00
288.70	288.0	0.70	0.18	2.00
334.22	333.5	0.72	0.18	2.00
361.26	360.5	0.76	0.18	2.00
418.48	418.0	0.48	0.18	2.00
446.70	446.0	0.70	0.18	2.00
453.20	453.0	0.20	0.18	2.00
460.06	459.5	0.56	0.18	2.00
536.90	536.0	0.90	0.18	2.00
637.94	637.2	0.74	0.18	2.00
440.74	440.0	0.74	0.18	2.00
472.22	471.6	0.62	0.18	2.00
513.70	513.0	0.70	0.18	2.00
528.72	528.0	0.72	0.18	2.00
574.60	573.8	0.80	0.18	2.00
585.48	584.6	0.88	0.20	2.00
684.63	684.0	0.63	0.18	2.00
740.27	739.8	0.47	0.20	2.00
748.28	747.8	0.48	0.18	2.00
807.16	806.4	0.76	0.18	2.00
879.70	878.8	0.90	0.18	2.00

Remark : - UUC = Unit Under Calibration

- N/A = Not Available

- The result expanded uncertainty of measurement *U* is stated as the standard uncertainty of measurement multiplied by the coverage factor *k*.

which for a normal distribution corresponds to a coverage probability of approximately 95%

- * Indicates non TISI accredited

- End of Certificate -



TECHNOLOGY PROMOTION ASSOCIATION (THAILAND-JAPAN)
CORPORATE SERVICES 3: EQUIPMENT CALIBRATION AND TESTING SERVICES
534/4 PATTANAKARN ROAD SOI 18, SUANLUANG, SUANLUANG BANGKOK 10250
TEL. 0-2717-3000-27 FAX. 0-2719-9484



Cert. No.: 22TM670

Page.: 1 of 3

Certificate of Calibration

Equipment : Incubator
Manufacturer : Memmert
Model : IF 75
Serial No. : D317.0305
ID No. : UAE.MIC.022/2561
Submitted by : United Analyst and Engineering Consultant Co.,Ltd.
3 Soi Udomsuk 41, Sukhumvit Road,
Bangchak, Phrakhanong,
Bangkok 10260
Location : Microbiology Laboratory (302)
Received Order : 3 May 2022
Calibration Date : 3 May 2022
Ambient Temperature : (26 ± 10) °C
Relative Humidity : (50 ± 30) %

Calibrated by : Preecha Hlahib

Approved by :

Approved Signatory

- () Pornthippa Tameyakul
(/) Malee Butkruea
() Suwit Imjai

Issue Date : 10 May 2022

The Uncertainties are for a confidence probability of approximately 95%

This certificate may not be reproduced other than in full, except with the prior written
Approval of the head of Corporate Services 3 : Equipment Calibration and Testing Services

เอกสารไม่ควบคุม



Equipment : Incubator
Condition As-Received : Used Item
Reference : 2205-0003OC-1

Cert. No.: 22TM670

Page.: 2 of 3

Procedure Used :-

Calibration were conducted using calibration procedure CP-OT02 according to direct measurement method with Data Acquisition which connected with Resistance Temperature Detector (RTD).

The temperature scale used was based on ITS-90.

Condition of this result of calibration

1. Reference standard instrument:-

Instrument	Model	Serial No.	Cert. No.	Due Date
1) Data Acquisition	34970A	MY44067817	21LM10	20 Jul 2022

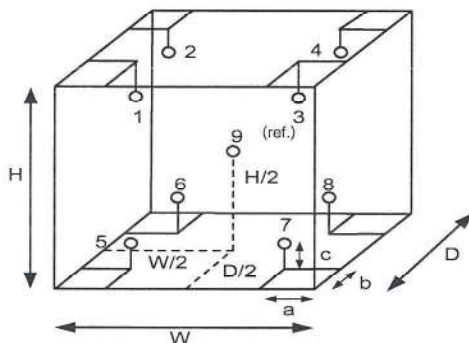
2. This certificate is valid only to the item calibrated on date and place of calibration.

3. This certification is traceable to the International System of Unit.

Result of Calibration :- (*) Without Adjustment

Function of UUC* : Temperature Source

Fresh air setting : Close



Environment during calibration		
	Beginning	Finished
Temp. (°C)	23	23
REL.Humid. (%)	59	59
AC Supply (Volt)	221	221

Position :	Ref. Std. ID No.:
1	19-15RTD-01
2	19-15RTD-02
3	19-15RTD-03
4	19-15RTD-04
5	19-15RTD-05
6	21-15RTD-06
7	19-15RTD-07
8	19-15RTD-08
9 (ref.)	19-15RTD-09

Probe Installation Details :

a = 5.0 cm
b = 5.0 cm
c = 5.0 cm

Dimension of Chamber :

D = 0.32 m
W = 0.42 m
H = 0.56 m
Capacity = 0.075 m³

เอกสารไม่คว



Equipment : Incubator
Condition As-Received : Used Item
Reference : 2205-0003OC-1
Result of Calibration :- (*) Without Adjustment
Function of UUC* : Temperature Source
Fresh air setting : Close

Cert. No.: 22TM670

Page.: 3 of 3

Calibration Point (°C)	UUC* Setting (°C)	UUC* Reading (°C)	Temperature stability (± °C)	Temperature uniformity (°C)	Overall Variation (°C)	Uncertainty (± °C)	Coverage Factor <i>k</i>
44.0	44.0	44.0	0.044	0.25	0.33	0.30	2

Calibration Point (°C)	Measured Temperature (°C)								
	Position								
	1	2	3	4	5	6	7	8	9 (ref.)
44.0	43.974	44.147	44.182	44.140	44.105	44.009	43.931	44.021	44.152

Average* : The average of 30 values in each position.

Temperature stability : One-half of the greatest maximum difference of measured temperature at any one sensor.

Temperature uniformity : The maximum difference of measured temperatures at any sensors and the measured temperature at the reference location which are observed at the same time or at as close an observation time as possible to determine the temperature pattern or homogeneity within the chamber under steady-state conditions.

Overall Variation : The Difference of the maximum and minimum measured temperatures throughout observation.

UUC* : Unit Under Calibration

Note : The reported uncertainty of measurement was included stability and excluded uniformity .

The reported uncertainty of measurement was based on a standard uncertainty multiplied by a coverage factor *k*, providing a level of confidence of approximately 95 %.

-o0o-

เอกสารไม่ควา



TECHNOLOGY PROMOTION ASSOCIATION (THAILAND-JAPAN)
CORPORATE SERVICES 3: EQUIPMENT CALIBRATION AND TESTING SERVICES
534/4 PATTANAKARN ROAD SOI 18, SUANLUANG, SUANLUANG BANGKOK 10250
TEL. 0-2717-3000-27 FAX. 0-2719-9484



Cert. No.: 22TM563

Page.: 1 of 3

Certificate of Calibration

Equipment : Incubator

Manufacturer : Memmert

Model : IPP 260

Serial No. : V615.0187

ID No. : UAE.MIC.003/2559

Submitted by : United Analyst and Engineering Consultant Co.,Ltd.
3 Soi Udomsuk 41, Sukhumvit Road,
Bangchak, Phrakhanong,
Bangkok 10260

Location : Microbiology Laboratory

Received Order : 7 April 2022

Calibration Date : 7 April 2022

Ambient Temperature : (26 ± 10) °C

Relative Humidity : (50 ± 30) %

Calibrated by : Prawit Sodavitchit

Approved by :

Approved by: [Signature]

- () Pornthippa Tameyakul
(✓) Malee Butkruea
() Suwit Imjai

Issue Date : 18 April 2022

The Uncertainties are for a confidence probability of approximately 95%

This certificate may not be reproduced other than in full, except with the prior written
Approval of the head of Corporate Services 3 : Equipment Calibration and Testing Services.

เอกสารไม่ควบคุม

A 0040248



Equipment : Incubator
Condition As-Received : Used Item
Reference : 2204-0016OC-1
Procedure Used :-

Cert. No.: 22TM563

Page.: 2 of 3

Calibration were conducted using calibration procedure CP-OT02 according to direct measurement method with Data Acquisition which connected with Resistance Temperature Detector (RTD).

The temperature scale used was based on ITS-90.

Condition of this result of calibration

1. Reference standard instrument:-

Instrument	Model	Serial No.	Cert. No.	Due Date
1) Data Acquisition	34970A	MY44067817	21LM10	20 Jul 2022

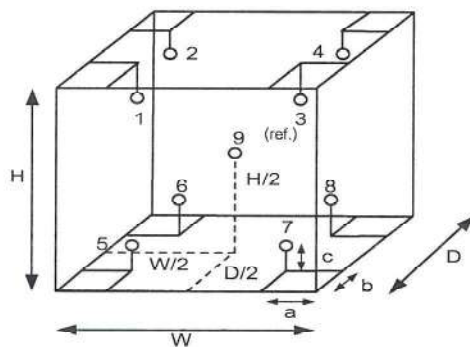
2. This certificate is valid only to the item calibrated on date and place of calibration.

3. This certification is traceable to the International System of Unit.

Result of Calibration :- (*) Without Adjustment

Function of UUC* : Temperature Source

Fresh air setting : Close



Environment during calibration		
	Beginning	Finished
Temp. (°C)	26	26
REL.Humid. (%)	60	62
AC Supply (Volt)	220	220

Probe Installation Details :

a = 5.0 cm
b = 5.0 cm
c = 5.0 cm

Dimension of Chamber :

D = 0.50 m
W = 0.64 m
H = 0.80 m
Capacity = 0.26 m³

Position :	Ref. Std. ID No.:
1	15RTD2/11
2	15RTD2/12
3	15RTD2/13
4	15RTD2/14
5	15RTD2/15
6	15RTD2/16
7	15RTD2/17
8	15RTD2/18
9 (ref.)	15RTD2/19

เอกสารไม่ควบคุม

a 1104310



Equipment : Incubator
Condition As-Received : Used Item
Reference : 2204-0016OC-1
Result of Calibration :- (*) Without Adjustment
Function of UUC* : Temperature Source
Fresh air setting : Close

Cert. No.: 22TM563

Page.: 3 of 3

Calibration Point (°C)	UUC* Setting (°C)	UUC* Reading (°C)	Temperature stability (± °C)	Temperature uniformity (°C)	Overall Variation (°C)	Uncertainty (± °C)	Coverage Factor <i>k</i>
35.0	35.0	35.0	0.12	0.53	0.79	0.30	2

Calibration Point (°C)	Measured Temperature (°C)								
	Position								
	1	2	3	4	5	6	7	8	9 (ref.)
35.0	35.170	35.167	34.938	34.844	34.816	34.854	34.584	34.730	34.780

Average* : The average of 30 values in each position.

Temperature stability : One-half of the greatest maximum difference of measured temperature at any one sensor.

Temperature uniformity : The maximum difference of measured temperatures at any sensors and the measured temperature at the reference location which are observed at the same time or at as close an observation time as possible to determine the temperature pattern or homogeneity within the chamber under steady-state conditions.

Overall Variation : The Difference of the maximum and minimum measured temperatures throughout observation.

UUC* : Unit Under Calibration

Note : The reported uncertainty of measurement was included stability and excluded uniformity .

The reported uncertainty of measurement was based on a standard uncertainty multiplied by a coverage factor *k*, providing a level of confidence of approximately 95 %.

-o0o-

เอกสารไม่ควบคุม

a 1104309



TECHNOLOGY PROMOTION ASSOCIATION (THAILAND-JAPAN)
CORPORATE SERVICES 3: EQUIPMENT CALIBRATION AND TESTING SERVICES
534/4 PATTANAKARN ROAD SOI 18, SUANLUANG, SUANLUANG BANGKOK 10250
TEL. 0-2717-3000-27 FAX. 0-2719-9484



Cert. No.: 22TM333

Page.: 1 of 3

Certificate of Calibration

Equipment : Water Bath

Manufacturer : Memmert

Model : WNE 14

Serial No. : L416.0606

ID No. : UAE.MIC.002/2560

Submitted by : United Analyst and Engineering Consultant Co.,Ltd.
3 Soi Udomsuk 41, Sukhumvit Road,
Bangchak, Phrakhanong,
Bangkok 10260

Location : Microbiology Laboratory

Received Order : 17 February 2022

Calibration Date : 17 February 2022

Ambient Temperature : (26 ± 10) °C

Relative Humidity : (50 ± 30) %

Calibrated by : Suwit Imjai

Approved by :

Approved Signatory

(/) Pornthippa Tameyakul
(/) Malee Butkruea

Issue Date : 22 February 2022

The Uncertainties are for a confidence probability of approximately 95%

This certificate may not be reproduced other than in full, except with the prior written
Approval of the head of Corporate Services 3 : Equipment Calibration and Testing Services.

เอกสารไม่ควบคุม



Equipment : Water Bath
Condition As-Received : Used Item
Reference : 2202-0444OC-3
Procedure Used :-

Cert. No.: 22TM333
Page.: 2 of 3

Calibration were conducted using in-house calibration procedure CP-OT04 according to direct measurement method with Data Acquisition which connected with Industrial Platinum Resistance Thermometer (IPRT).

The temperature scale used was based on ITS-90.

Condition of this result of calibration

1. Reference standard instrument:-

<u>Instrument</u>	<u>Model</u>	<u>Serial No.</u>	<u>Cert. No.</u>	<u>Due Date</u>
1) Data Acquisition	34970A	MY44067817	21LM10	20 Jul 2022

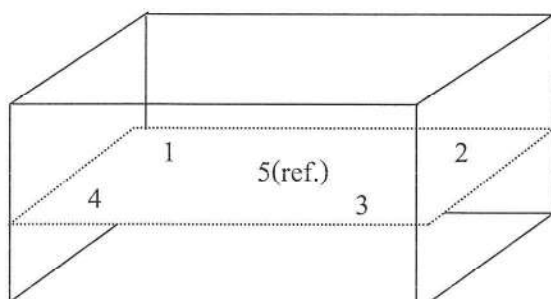
2. This certificate is valid only to the item calibrated on date and place of calibration.

3. This certification is traceable to the International System of Unit.

Result of Calibration :- (*) Without Adjustment

Function of UUC* : Temperature Source

	Environmental		AC Voltage Supply
	(°C)	(%R.H.)	(Volt)
Beginning of Calibration	21	65	229
Finished of Calibration	22	58	230



Front

Position :	Ref. Std. ID No.:
1	70RC143
2	70RC144
3	70RC145
4	70RC146
5(ref.)	70RC147



Equipment : Water Bath
Condition As-Received : Used Item
Reference : 2202-0444OC-3
Result of Calibration :- (*) Without Adjustment
Function of UUC* : Temperature Source

Cert. No.: 22TM333

Page.: 3 of 3

Calibration point (°C)	UUC* Setting (°C)	UUC* Reading (°C)	Average* Standard Reading (°C)				
			Position				
			1	2	3	4	5 (ref.)
44.5	44.5	44.5	44.498	44.481	44.482	44.518	44.534

Calibration point (°C)	Uniformity (°C)	Stability (± °C)	Uncertainty (± °C)	Coverage Factor <i>k</i>
44.5	0.13	0.057	0.15	2

Average* : The average of 30 values in each position.

Uniformity : The maximum difference of measured temperatures at any sensors and the measured temperature at the reference location which are observed at the same time or at as close an observation time as possible to determine the temperature pattern or homogeneity within the chamber under steady-state conditions.

Stability : One-half of the greatest maximum difference of measured temperature at any one probe.

UUC* : Unit Under Calibration

Note : The reported uncertainty of measurement was included stability and excluded uniformity.

The reported uncertainty of measurement was based on a standard uncertainty multiplied by a coverage factor *k*, providing a level of confidence of approximately 95 %.

-o0o-

เอกสารนี้เป็นเอกสารของบริษัท



TECHNOLOGY PROMOTION ASSOCIATION (THAILAND-JAPAN)
CORPORATE SERVICES 3: EQUIPMENT CALIBRATION AND TESTING SERVICES
534/4 PATTANAKARN ROAD SOI 18, SUANLUANG, SUANLUANG BANGKOK 10250
TEL. 0-2717-3000-27 FAX. 0-2719-9484



Cert. No.: 22TM565

Page.: 1 of 3

Certificate of Calibration

Equipment : Water Bath

Manufacturer : Memmert

Model : WNE 14

Serial No. : L414.1407

ID No. : UAE.MIC.006/2558

Submitted by : United Analyst and Engineering Consultant Co.,Ltd.
3 Soi Udomsuk 41, Sukhumvit Road,
Bangchak, Phrakhanong,
Bangkok 10260

Location : Microbiology Laboratory

Received Order : 7 April 2022

Calibration Date : 7 April 2022

Ambient Temperature : (26 ± 10) °C

Relative Humidity : (50 ± 30) %

Calibrated by : Prawit Sodavitchit

Approved by :

Approved Signatory

() Pornthippa Tameyakul

(/) Malee Butkruea

() Suwit Imjai

Issue Date : 18 April 2022

The Uncertainties are for a confidence probability of approximately 95%

This certificate may not be reproduced other than in full, except with the prior written
Approval of the head of Corporate Services 3 : Equipment Calibration and Testing Services

เอกสารไม่ควบคุม



Equipment : Water Bath
Condition As-Received : Used Item
Reference : 2204-0016OC-4

Cert. No.: 22TM565

Page.: 2 of 3

Procedure Used :-

Calibration were conducted using in-house calibration procedure CP-OT04 according to direct measurement method with Data Acquisition which connected with Industrial Platinum Resistance Thermometer (IPRT).

The temperature scale used was based on ITS-90.

Condition of this result of calibration

1. Reference standard instrument:-

<u>Instrument</u>	<u>Model</u>	<u>Serial No.</u>	<u>Cert. No.</u>	<u>Due Date</u>
1) Data Acquisition	34970A	MY44067817	21LM10	20 Jul 2022

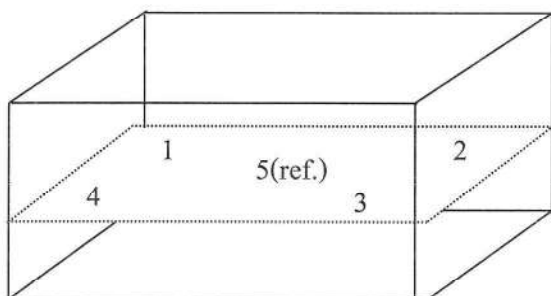
2. This certificate is valid only to the item calibrated on date and place of calibration.

3. This certification is traceable to the International System of Unit.

Result of Calibration :- (*) Without Adjustment

Function of UUC* : Temperature Source

	Environmental		AC Voltage Supply
	(°C)	(%R.H.)	(Volt)
Beginning of Calibration	26	62	220
Finished of Calibration	26	65	220



Front

Position :	Ref. Std. ID No.:
1	70RC143
2	70RC144
3	70RC145
4	70RC146
5(ref.)	70RC147

เอกสารไม่คว



Equipment : Water Bath
Condition As-Received : Used Item
Reference : 2204-0016OC-4
Result of Calibration :- (*) Without Adjustment
Function of UUC* : Temperature Source

Cert. No.: 22TM565

Page.: 3 of 3

Calibration point (°C)	UUC* Setting (°C)	UUC* Reading (°C)	Average* Standard Reading (°C)				
			Position				
			1	2	3	4	5 (ref.)
44.5	44.5	44.5	44.424	44.409	44.478	44.470	44.581

Calibration point (°C)	Uniformity (°C)	Stability (± °C)	Uncertainty (± °C)	Coverage Factor <i>k</i>
44.5	0.22	0.039	0.15	2

Average* : The average of 30 values in each position.

Uniformity : The maximum difference of measured temperatures at any sensors and the measured temperature at the reference location which are observed at the same time or at as close an observation time as possible to determine the temperature pattern or homogeneity within the chamber under steady-state conditions.

Stability : One-half of the greatest maximum difference of measured temperature at any one probe.

UUC* : Unit Under Calibration

Note : The reported uncertainty of measurement was included stability and excluded uniformity.

The reported uncertainty of measurement was based on a standard uncertainty multiplied by a coverage factor *k*, providing a level of confidence of approximately 95 %.

-o0o-

เอกสารไม่ควา [REDACTED]

Mettler-Toledo (Thailand) Ltd.
846/4 - 846/5 Lasalle Rd., Bangna Tai Sub-District
Bangna District, Bangkok 10260
+66 2723 0382
MT-TH.ServiceSupport@mt.com



Accuracy Calibration Certificate

Customer

Company: United Analyst and Engineering Consultant Co., Ltd.
Address: 3 Soi Udom Suk 41, Sukhumvit Rd., Bang Chak
City: Phra Khanong Contact: Suwit Chotnok
Zip / Postal: 10260
State / Province: Bangkok
Order Number: 

Weighing Device

Manufacturer: Mettler Toledo Instrument Type: Weighing Instrument
Model: MS603S/01 Asset Number: UAE.MIC.008/2553
Serial No.: B007010311 Terminal Model: N/A
Building: N/A Terminal Serial No.: N/A
Floor: 2 Terminal Asset No.: N/A
Room: Balance Room (206)

Range	Max. Capacity	Readability (d)
1	620 g	0.001 g

Procedure



Calibration Guideline: EURAMET cg-18 v. 4.0 (11/2015)
METTLER TOLEDO Work Instruction: CP/W002/20

This calibration certificate contains measurements for As Found calibration. No As Left calibration was performed because the device was not modified after As Found calibration. Therefore, results for As Left correspond to As Found.

The sensitivity/span of the weighing instrument was adjusted before calibration with a built-in weight.

In accordance with EURAMET cg-18 (11/2015), the test loads were selected to reflect the specific use of the weighing device or to accommodate specific calibration conditions.

	Temperature		Humidity	
As Found	Start: 22.8 °C	End: 23.0 °C	Start: 49.9 %	End: 58.3 %

As Found Calibration Date: 07-Apr-2022 Calibrator: 
As Left Calibration Date: N/A
Issue Date: 08-Apr-2022
Approved Signatory: 
☒ Kassakorn Tassanachaisakul
☐ Santi Jitniyom
☐ Surachet Sukkate

Measurement Results

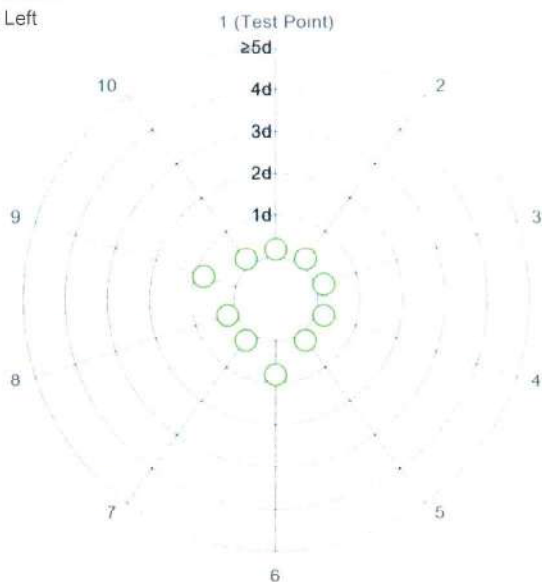
Repeatability

Test Load: 200 g

	As Found	As Left
1	200.001 g	N/A
2	200.001 g	N/A
3	200.001 g	N/A
4	200.001 g	N/A
5	200.001 g	N/A
6	200.000 g	N/A
7	200.001 g	N/A
8	200.001 g	N/A
9	200.000 g	N/A
10	200.001 g	N/A

Standard Deviation	0.0004 g	N/A
--------------------	----------	-----

○ As Found
◆ As Left



The "d" in the graph represents the readability of the range/interval in which the test was performed.

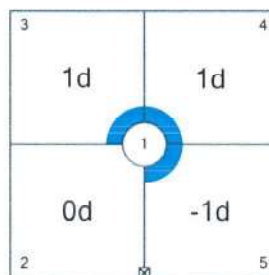
The results of this graph are based upon the absolute values of the differences from the mean value.

Eccentricity

Test Load: 200 g

Position	As Found	As Left
1	200.001 g	N/A
2	200.001 g	N/A
3	200.002 g	N/A
4	200.002 g	N/A
5	200.000 g	N/A

Maximum Deviation	0.001 g	N/A
-------------------	---------	-----



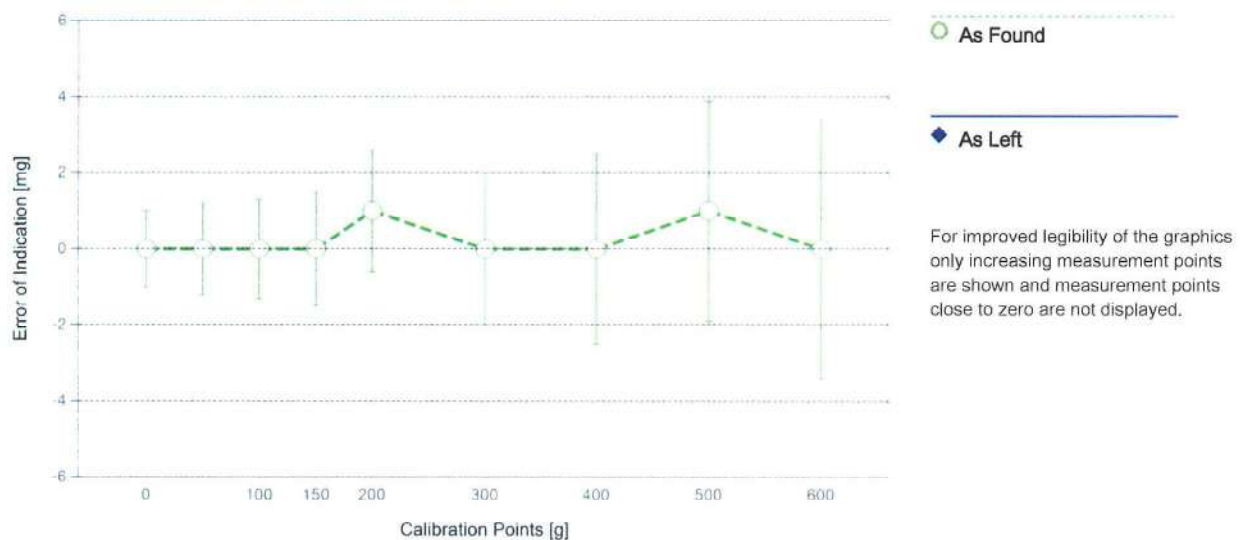
As Found

The "d" in the graph represents the readability of the range/interval in which the test was performed.

Error of Indication

As Found

	Reference Value	Indication	Error of Indication	Expanded Uncertainty	k
1	0.000 g	0.000 g	0.000 g	1.0 mg	2
2	0.500 g	0.500 g	0.000 g	1.2 mg	2
3	1.000 g	1.000 g	0.000 g	1.2 mg	2
4	50.000 g	50.000 g	0.000 g	1.2 mg	2
5	100.000 g	100.000 g	0.000 g	1.3 mg	2
6	150.000 g	150.000 g	0.000 g	1.5 mg	2
7	200.000 g	200.001 g	0.001 g	1.6 mg	2
8	300.001 g	300.001 g	0.000 g	2.0 mg	2
9	400.001 g	400.001 g	0.000 g	2.5 mg	2
10	500.001 g	500.002 g	0.001 g	2.9 mg	2
11	600.001 g	600.001 g	0.000 g	3.4 mg	2



The uncertainty stated is the expanded uncertainty at calibration obtained by multiplying the standard combined uncertainty by the coverage factor k – which can be larger than 2 according to EURAMET cg-18. The value of the measurand lies within the assigned range of values with a probability of approximately 95%.

The user is responsible for maintaining environmental conditions and the settings of the weighing instrument when it was calibrated.

Test Equipment

All weights used for metrological testing are traceable to national or international standards. The weights were calibrated and certified by an accredited calibration laboratory.

Weight Set 1: OIML F1

Weight Set No.:	WS55	Date of Issue:	09-Jul-2021
Certificate Number:	CCM-0137-21-C	Calibration Due Date:	07-Jul-2022

Weight Set 2: OIML E2

Weight Set No.:	WS80	Date of Issue:	23-Feb-2022
Certificate Number:	C208581631	Calibration Due Date:	14-Aug-2023

Thermo Hygrometer

Equipment No.:	IN161	Date of Issue:	14-Jun-2021
Certificate Number:	21H1220	Calibration Due Date:	01-Jun-2022

Remarks

FACT adjustment functionality activated
Equipment condition: Good
Next calibration according to customer's procedure
Calibration data not decide by calibration laboratory

End of Accredited Section

The information below and any attachments to this calibration certificate are not part of the accredited calibration.

Measurement Uncertainty of the Weighing Instrument in Use

Stated is the expanded uncertainty with $k=2$ in use. The formula shall be used for the estimation of the uncertainty under consideration of the errors of indication. The value R represents the net load indication in the unit of measure of the device.

Temperature coefficient for the evaluation of the measurement uncertainty in use: $3.0 \cdot 10^{-6} / K$

Temperature range on site for the evaluation of the measurement uncertainty in use: 3 K

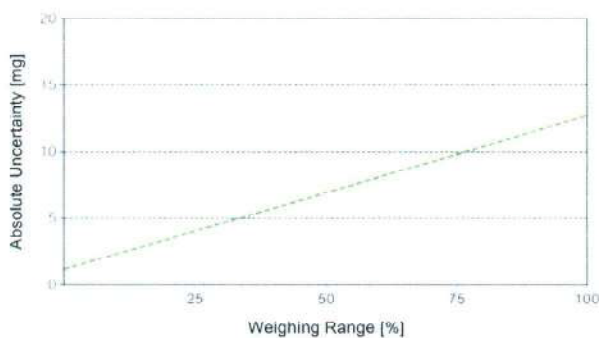
Linearization of Uncertainty Equation

Range			As Found	As Left
	d	Max		
1	0.001 g	620 g	$U_1 = 1.2 \text{ mg} + 0.0186 \text{ mg/g} \cdot R$	N/A

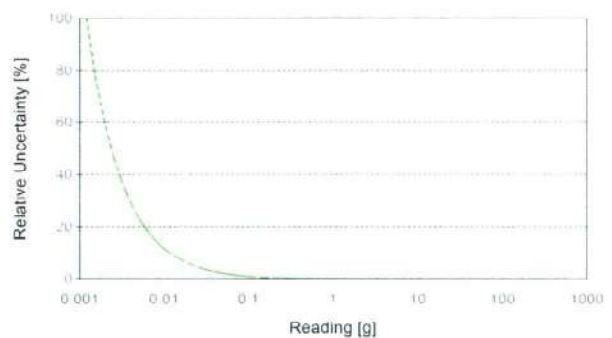
To optimize the stability of the linearization, besides of the zero load only increasing measurement points with a test load of 5% of the measurement range or larger are taken for the calculation of the linear equation.

Absolute and Relative Measurement Uncertainty in Use for Various Net Indications (Examples)

Net Indication	As Found		As Left	
0.062 g	1.2 mg	1.9%	N/A	N/A
0.620 g	1.2 mg	0.20%	N/A	N/A
6.200 g	1.3 mg	0.021%	N/A	N/A
62.000 g	2.4 mg	0.0038%	N/A	N/A
620.000 g	13 mg	0.0021%	N/A	N/A



As Found



As Left



TECHNOLOGY PROMOTION ASSOCIATION (THAILAND-JAPAN)
CORPORATE SERVICES 3: EQUIPMENT CALIBRATION AND TESTING SERVICES
534/4 PATTANAKARN ROAD SOI 18, SUANLUANG, SUANLUANG BANGKOK 10250
TEL. 0-2717-3000-27 FAX. 0-2719-9484



Cert. No.: 22TM1121

Page.: 1 of 3

Certificate of Calibration

Equipment : Autoclave

Manufacturer : ALP

Model : CL-40L

Serial No. : 807298

ID No. : UAE.MIC.019/2560

Submitted by : United Analyst and Engineering Consultant Co.,Ltd.
3 Soi Udomsuk 41, Sukhumvit Road,
Bangchak, Phrakhanong,
Bangkok 10260

Location : 301 Room

Received Order : 11 July 2022

Calibration Date : 11 July 2022

Ambient Temperature : (26 \pm 10) °C

Relative Humidity : (50 \pm 30) %

Calibrated by : Preecha Hlahib

Approved by :

Approved Signatory

() Pornthippa Tameyakul
(/) Malee Butkruea
() Suwit Imjai

Issue Date : 18 July 2022

The Uncertainties are for a confidence probability of approximately 95%

This certificate may not be reproduced other than in full, except with the prior written
Approval of the head of Corporate Services 3 : Equipment Calibration and Testing Services.

เอกสารไม่ควบคุม



Equipment : Autoclave
Condition As-Received : Used Item
Reference : 2207-0245OC-7

Cert. No.: 22TM1121

Page.: 2 of 3

Procedure Used :-

Calibration were conducted using in-house calibration procedure CP-OT03 according to direct measurement method with Data Acquisition which connected with Thermocouple Type T

The temperature scale used was based on ITS-90.

Condition of this result of calibration

1. Reference standard instrument:-

<u>Instrument</u>	<u>Model</u>	<u>Serial No.</u>	<u>Cert. No.</u>	<u>Due Date</u>
1) Data Acquisition	34970A	MY44060450	22LM46	28 Mar 2023

2. This certificate is valid only to the item calibrated on date and place of calibration.

3. This certification is traceable to the International System of Unit.

4. This result of calibration covers laboratory autoclaves for the sterilization of goods and material which could be infected with organisms categorized as Hazard Group 1, 2 and 3**

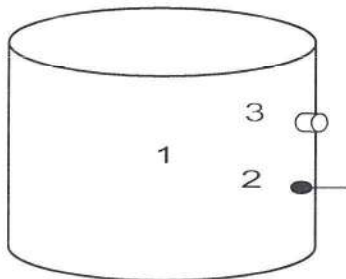
(** = Categorization of pathogens according to hazard and categories of containment, second edition, 1990)

It does not cover autoclaves for use with material infect with organisms in Hazard Group 4, for which complete containment and sterilization of infected condensate is considered to be essential.

This result of calibration does not apply to sterilizers or disinfectors used for medical, dental, pharmaceutical or veterinary purposes which are directly concerned with patient care, or those used for fabrics subjected to sterilization which are required to be dry at the end of cycle.

Result of Calibration :- (*) Without Adjustment

Function of UUC* : Temperature Source



	Environmental		
	(°C)	(%R.H.)	(Volt)
Beginning of Calibration	29	49	220
Finished of Calibration	32	48	220

<u>Position</u>	<u>Description</u>	<u>Ref. Std. ID No.:</u>
1 =	Center of chamber	22-14TC-01
2 =	Temperature sensor	22-14TC-02
3 =	Exhaust port	22-14TC-03

เอกสารไม่ควา



Equipment : Autoclave

Condition As-Received : Used Item

Reference : 2207-0245OC-7

Cert. No.: 22TM1121

Page.: 3 of 3

Result of Calibration :- (*) Without Adjustment

Operating parameter Set : Temperature = 115 °C

Sterilization period = 15 minute

UUC* Setting (°C)	UUC* Reading (°C)	Position	Average* Standard Reading (°C)	Stability (± °C)	Pressure Reading (MPa)	Uncertainty (± °C)	Coverage Factor <i>k</i>
116	116	1	116.523	0.14	0.08	0.90	2
		2	116.566				
		3	116.440				

Operating parameter Set : Temperature = 121 °C

Sterilization period = 30 minute

UUC* Setting (°C)	UUC* Reading (°C)	Position	Average* Standard Reading (°C)	Stability (± °C)	Pressure Reading (MPa)	Uncertainty (± °C)	Coverage Factor <i>k</i>
122	122	1	122.503	0.19	0.12	0.91	2
		2	122.637				
		3	122.558				

Average* : The average of 30 values in each position.

Stability : One-half of the greatest maximum difference of measured temperature at any one probe.

UUC* : Unit Under Calibration

Note : The reported uncertainty of measurement was included stability and excluded uniformity .

The reported uncertainty of measurement was based on a standard uncertainty multiplied by a coverage factor *k*, providing a level of confidence of approximately 95 %.

-o0o-

เอกสารไม่ควา